

We have pleasure in presenting the Spare Parts Catalogue for 'Pulsar DTS-i 220cc' Motorcycle. This catalogue has been specially designed to assist you in selecting the correct parts for procurement to maintain 100% availability.

The Bajaj spares are subjected to the stringent quality control standards to ensure longer life of the vehicle. It is therefore necessary that only the Genuine Bajaj Spares are used.

In a continual effort to improve Performance and Efficiency of the vehicles, Specifications, Diagrams, Illustrations and Part Numbers can change without notice. Consequently, the description in this Spare Parts Catalogue cannot therefore be final and binding on us.

The modifications / alterations which are carried out after the issue of this catalogue, will be conveyed to you through our Service Circulars. You are requested to make necessary corrections in the Parts Catalogue as per the circulars so as to keep your catalogue up-to-date. This will ensure the appropriate and speedy delivery of the Spare Parts as the order placed will bear the latest part numbers.

In case, if you need any technical assistance contact the concerned Regional Office or write to us on the following address :

Bajaj Auto Limited
Service Department

Akurdi, Pune 411 035 India

Phone : 020-27406817

All information contained in this manual is based on the latest product information at the time of publication. Bajaj Auto Limited accepts no liability for any inaccuracies or omissions in this publication, although every possible care has been taken to make it as complete and accurate as possible. All procedures and specifications subject to change without prior notice. The right is reserved to make such changes at any time without prior notice and without incurring an obligation to make such changes to product manufactured previously. Contact your authorized Bajaj Dealer for the latest information on product improvements incorporated after this manual was issued.

DOC. NO.: 71110882

REV. 00 MAY. 10

1. How to Read the Catalogue : Open the catalogue and from the pictorial index locate the group in which the part you want to find is present. Turn over to the concerned page number (as given by pictorial index). Now find out the figure of the part you wish to order. Write down the part number against that particular figure number from the text.

In case, if you have the part number and you need the other details, the part index can be used. The part index (at the end of the catalogue) will give you the figure and page number of the part you wish to order.

2. How to Order Spare Parts : The part number and the description of the part required should be invariably mentioned in the order as per the catalogue text.

The latest part number as conveyed through our service circulars should only appear on the order. In case of ordering painted components, colour shade of the components should be mentioned.

The quantity shown against the part number is the quantity per vehicle for that group so that particular quantity should be multiplied by the number of sets required.

3. Part Number System: We have used 8 digit system for part numbers. The model or hardware item is indicated by first two digits or alphanumeric, the next two or four digits indicate main group and the last four or two digits indicate serial number in main group or serial number or subgroup of fastener respectively. Thus the part numbers will be indicated by 2-2-4 or 2-4-2 digit system. Understanding this system will enable you to identify the spare parts easily.

4. Abbreviations : The following abbreviations are used in this catalogue.

assly.	Assembly	V	Volts
N.I.	Not illustrated	W	Watts
C'case	Crankcase	accl.	Accelerator
Cyl	Cylinder	Comp.	Complete
o/s.	Over size	Fr	Front
Std.	Standard	L	Length
A/t.	Alternate	Rr	Rear
R.H.	Right hand	Hex.	Hexagonal
L.H.	Left hand	AR	As required

No.	Description	Page No.
1	Cover Cylinder Head	1
2	Cylinder Head	2
3	Valve	3
4	Camshaft / Tensioner	4
5	Cylinder & Piston	5
6	Crankshaft	6
7	Balancer & Balancer Idler Gear	7
8	Transmission	8&9
9	Change Drum/ Shift Fork	10
10	Gear Change Mechanism	11
11	Engine Assly & Crankcase RH	12
12	Crankcase LH	13&14
13	Cover RH	15&16
14	Cover Magneto	17
15	Clutch	18&19
16	Carburettor	20
17	Oil cooler Assembly	21
18	Air Cleaner Comp.	22
19	Silencer Assly	23
20	Seat Assly. / Seat Lock	24
21	Oil Pump	25
22	Magneto / C.D.I. / H. T. Coil	26&27
23	Starter Assly	28
24	Engine Mountings	29
25	Frame & Frame fitting	30
26	Swing Arm / Rear Shock Absorber	31
27	Rider Foot rest	32
28	Pillion Foot rest / Holder	33
29	Mudguard Front & Rear	34
30	Stand Assembly	35
31	Tyre/ Tube /Rim	36
32	Front Hub	37
33	Front Master Cylinder	38
34	Front Disc Brake	39
35	Rear Hub	40&41

No.	Description	Page No.
36	Rear Disc Brake	42
37	Rear Brake Pedal	43
38	Handle Bar	44&45
39	Front Fork	46&47
40	Painted Parts & Decals	48&49
41	Fairing Decals	50
42	Cap Tank & Gauge Fuel	51
43	Fitting - Petrol Tank, Side Cover & Cover seat	52
44	Meter Assly.	53
45	Control Cables	54
46	Chain Cover	55
47	Head Lamp & Fairing	56
48	Indicator Light Assly	57
49	Fearing & Mounting	58&59
50	Tail Lamp Assly / Front & Rear No. Plate	60
51	Electrical Equipments	61&62
52	Tool Kit	63
53	Accessories / Grab Handle	64
	Kits List	65&66
	Amendment Sheet (Parts Added)	67&68
	Amendment Sheet (Parts Deleted)	69&70
	Part Index	71

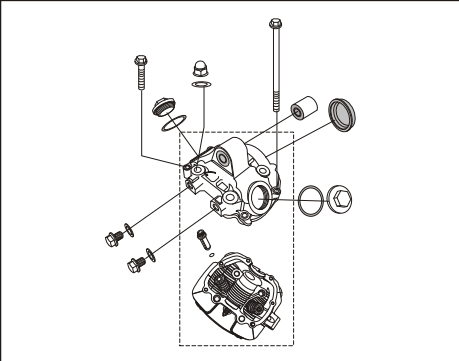
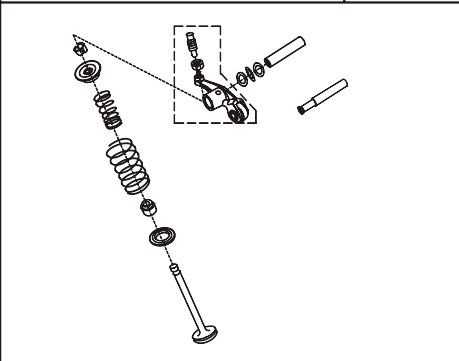
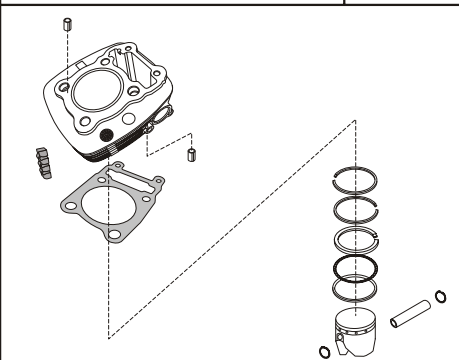
PLATE NO. : 1 COVER CYLINDER HEAD	PAGE NO.: 1
	
PLATE NO. : 3 VALVE	PAGE NO.: 3
	
PLATE NO. : 5 CYLINDER AND PISTON	PAGE NO.: 5
	

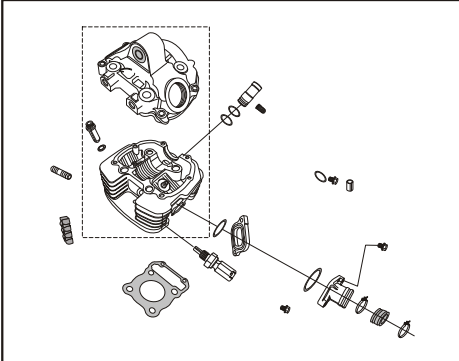
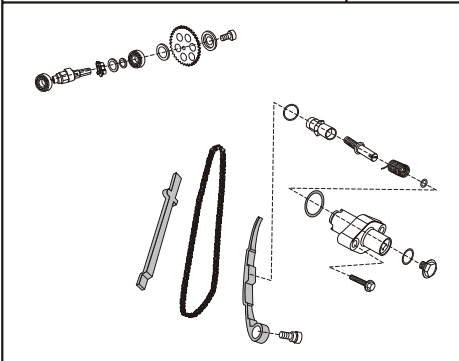
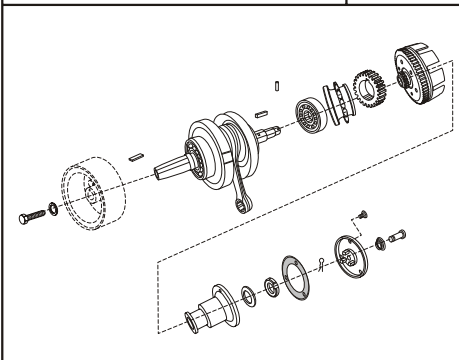
PLATE NO. : 2 CYLINDER HEAD	PAGE NO.: 2
	
PLATE NO. : 4 CAMSHAFT / TENSIONER	PAGE NO.: 4
	
PLATE NO. : 6 CARNKSHAFT	PAGE NO.: 6
	

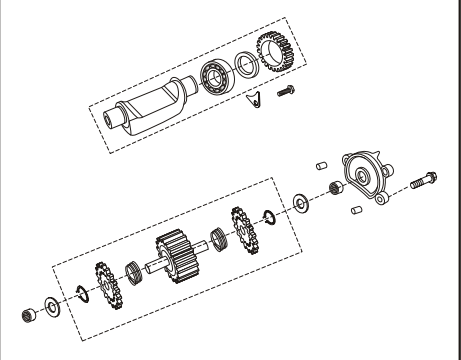
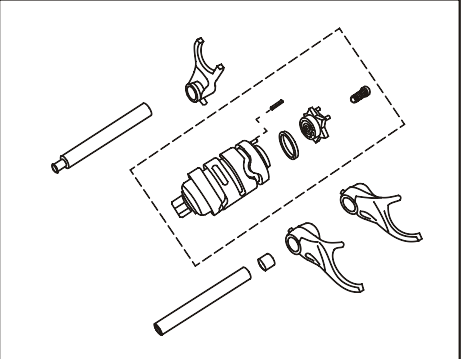
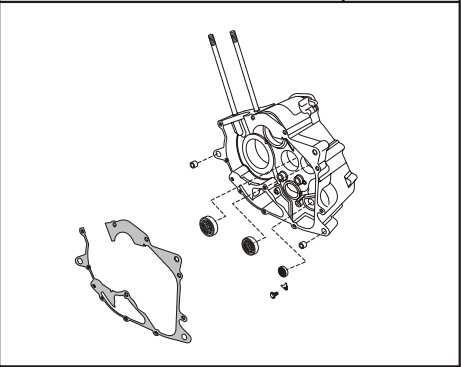
PLATE NO. : 7 BALANCER AND BALANCER IDLER GEAR	PAGE NO.: 7
	
PLATE NO. : 9 CHANGE DRUM / SHIFT FORK	PAGE NO.: 10
	
PLATE NO. : 11 ENGINE ASSLY. & CRANKCASE RH	PAGE NO.: 12
	

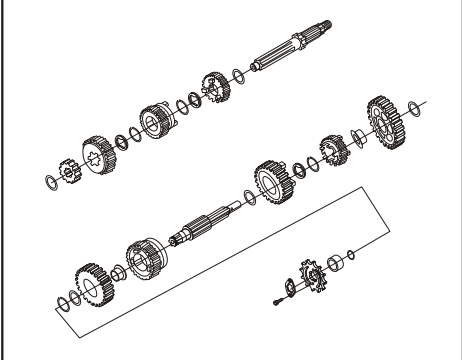
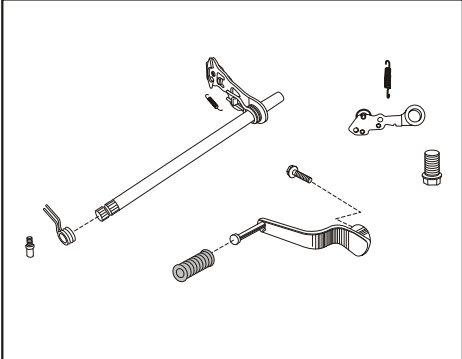
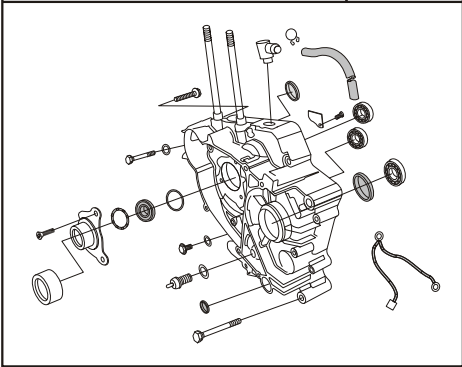
PLATE NO. : 8 TRANSMISSION	PAGE NO.: 8 & 9
	
PLATE NO. : 10 GEAR CHANGE MECHANISM	PAGE NO.: 11
	
PLATE NO. : 12 CRANKCASE LH	PAGE NO.: 13 & 14
	

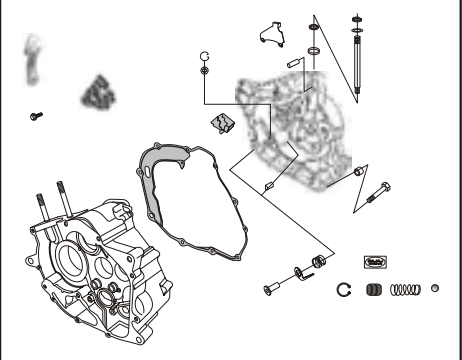
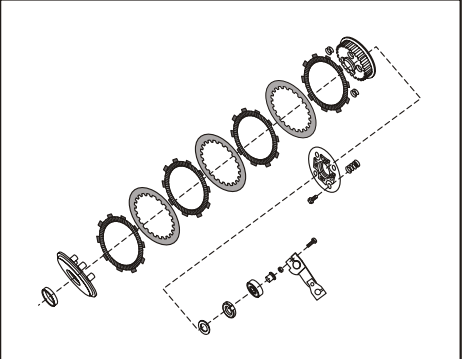
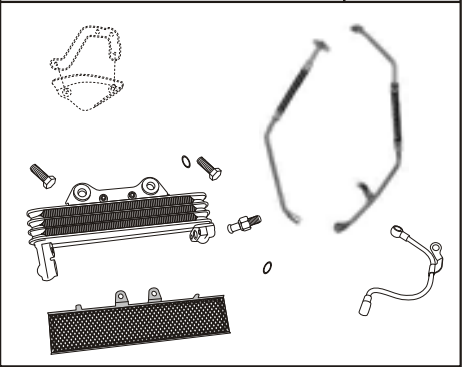
PLATE NO. : 13 COVER RH	PAGE NO.: 15 & 16
	
PLATE NO. : 15 CLUTCH	PAGE NO.: 18 & 19
	
PLATE NO. : 17 OIL COOLER ASSLY.	PAGE NO.: 21
	

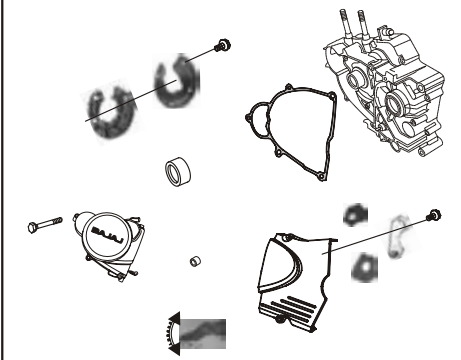
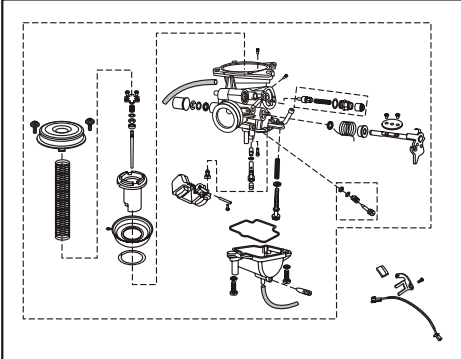
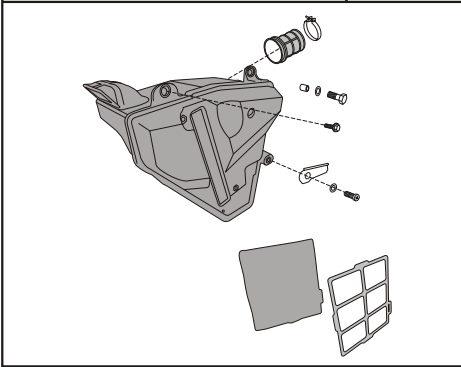
PLATE NO. : 14 COVER MAGNETO	PAGE NO.: 17
	
PLATE NO. : 16 CARBURETTOR	PAGE NO.: 20
	
PLATE NO. : 18 AIR CLEANER COMP.	PAGE NO.: 22
	

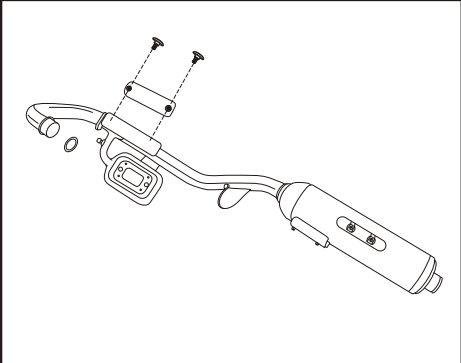
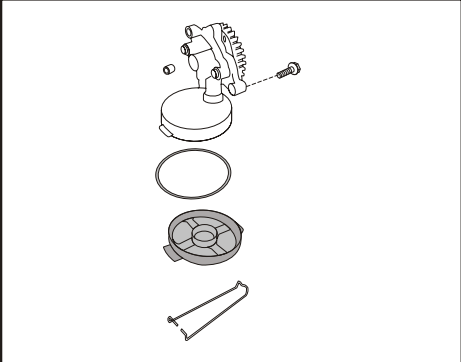
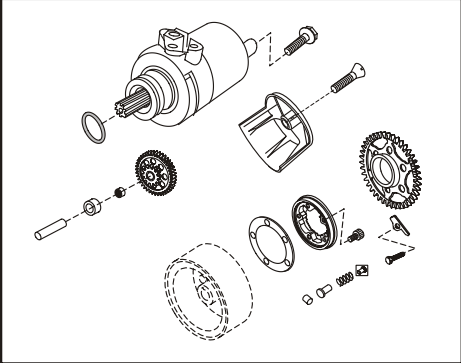
PLATE NO. : 19 SILENCER ASSLY.	PAGE NO.: 23
	
PLATE NO. : 21 OIL PUMP	PAGE NO.: 25
	
PLATE NO. : 23 STARTER ASSLY.	PAGE NO.: 28
	

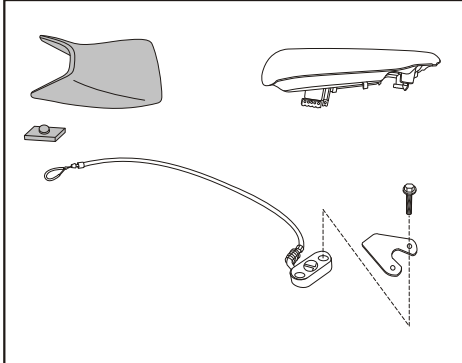
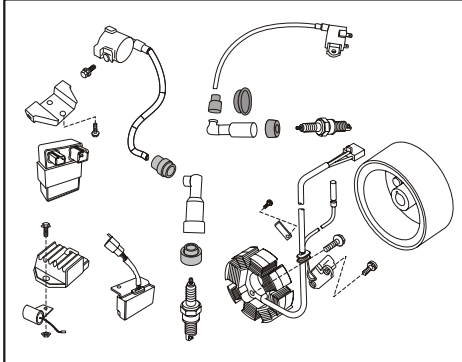
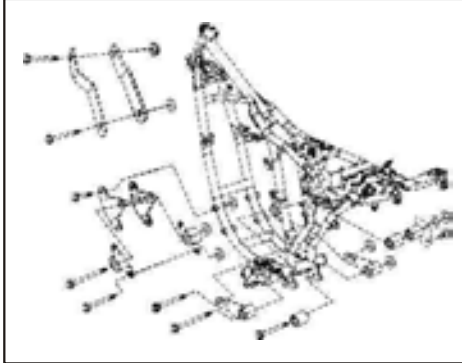
PLATE NO. : 20 SEAT ASSLY. / SEAT LOCK	PAGE NO.: 24
	
PLATE NO. : 22 MAGNETO / C.D.I./H.T. COIL	PAGE NO.: 26 & 27
	
PLATE NO. : 24 ENGINE MOUNTINGS	PAGE NO.: 29
	

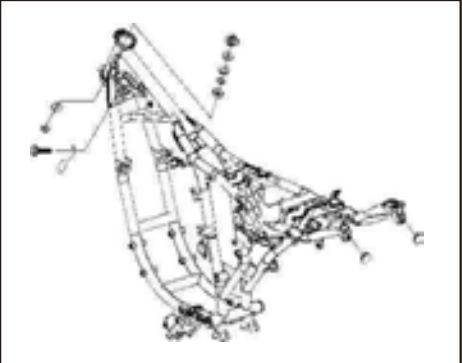
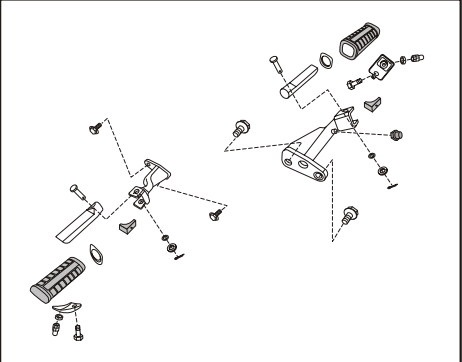
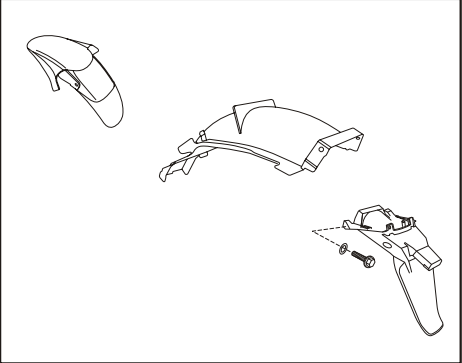
PLATE NO. : 25 FRAME & FRAME FITTINGS	PAGE NO.: 30
	
PLATE NO. : 27 RIDDER FOOT REST	PAGE NO.: 32
	
PLATE NO. : 29 MUDGUARD FRONT & REAR	PAGE NO.: 34
	

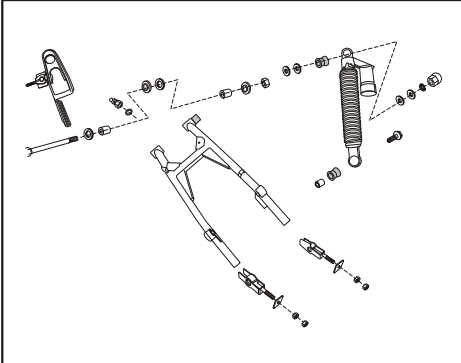
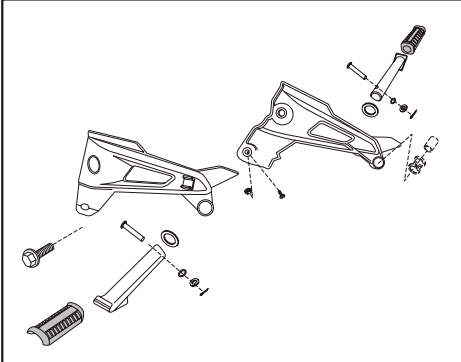
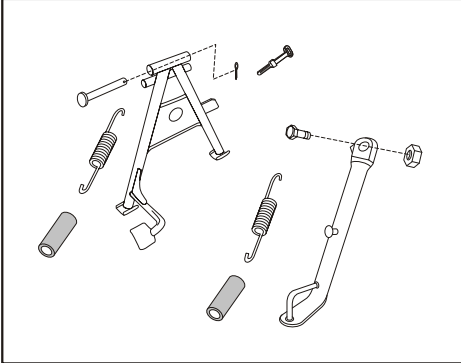
PLATE NO. : 26 SWING ARM / REAR SHOCK ABSORBER	PAGE NO.: 31
	
PLATE NO. : 28 PILLION FOOT REST / HOLDER	PAGE NO.: 33
	
PLATE NO. : 30 STAND ASSLY.	PAGE NO.: 35
	

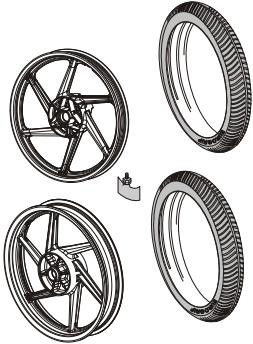
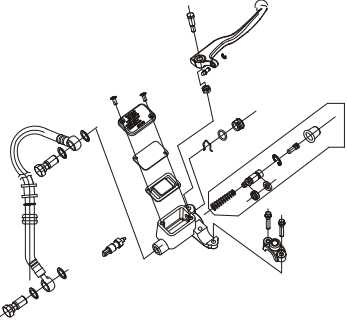
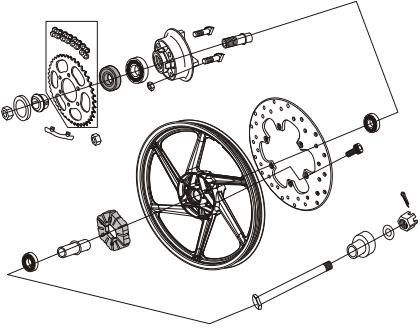
PLATE NO. : 31 TYRE / TUBE / RIM	PAGE NO.: 36
	
PLATE NO. : 33 FRONT MASTER CYLINDER	PAGE NO.: 38
	
PLATE NO. : 35 REAER HUB	PAGE NO.: 40 & 41
	

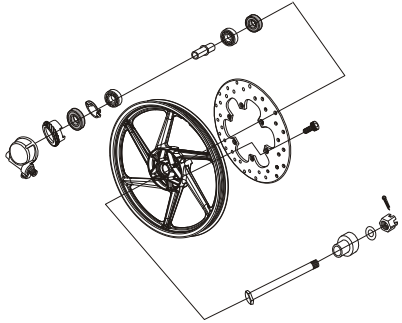
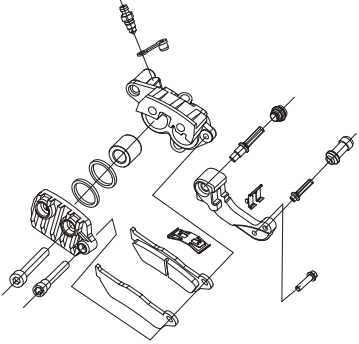
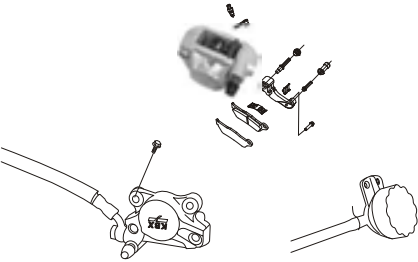
PLATE NO. : 32 FRONT HUB	PAGE NO.: 37
	
PLATE NO. : 34 FRONT DISC BRAKE	PAGE NO.: 39
	
PLATE NO. : 36 REAR DISC BRAKE	PAGE NO.: 42
	

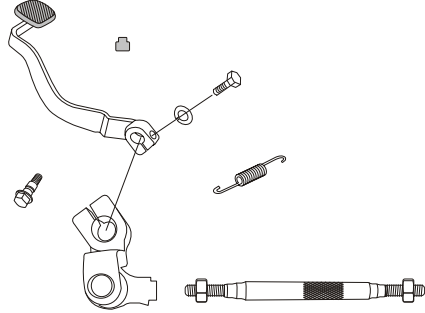
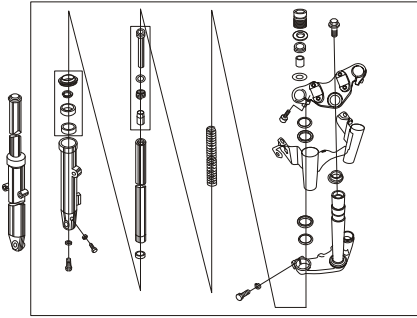
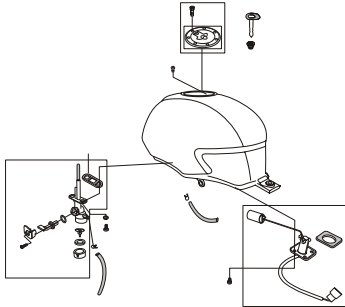
PLATE NO. : 37 REAR BRAKE PEDAL	PAGE NO.: 43
	
PLATE NO. : 39 FRONT FORK	PAGE NO.: 46 & 47
	
PLATE NO. : 41 CAP TANK AND GAUGE FUEL	PAGE NO.: 50
	

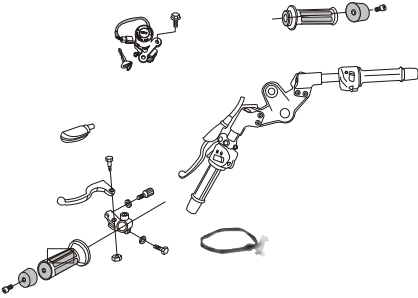

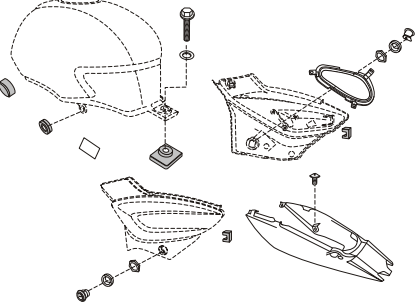
PLATE NO. : 38 HANDLE BAR	PAGE NO.: 44 & 45
	
PLATE NO. : 40 PAINTED PARTS & DECALS	PAGE NO.: 48 & 49
	
PLATE NO. : 42 FITTING P. TANK, SIDE COVER AND COVER SEAT	PAGE NO.: 51
	

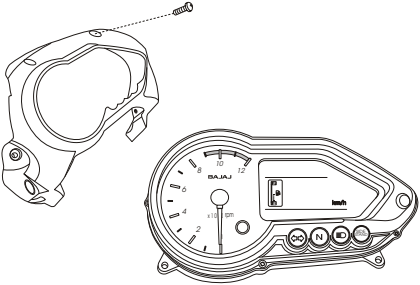
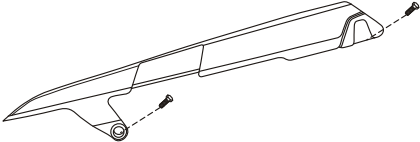
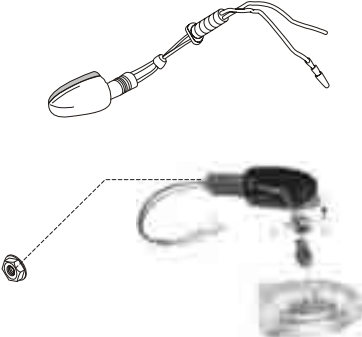
PLATE NO. : 43 METER ASSEMBLY	PAGE NO.: 52
	
PLATE NO. : 45 CHAIN COVER	PAGE NO.: 54
	
PLATE NO. : 47 INDICATOR LIGHTS ASSLY.	PAGE NO.: 56
	


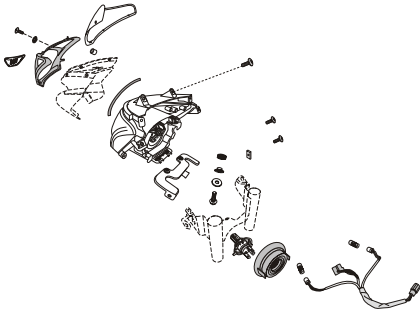
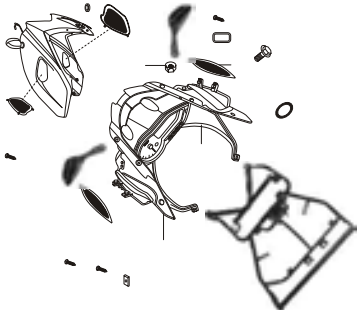
PLATE NO. : 44 CONTROL CABLES	PAGE NO.: 53
	
PLATE NO. : 46 HEAD LAMP & FAIRING	PAGE NO.: 55
	
PLATE NO. : 48 FAIRING & MOUNTING	PAGE NO.: 57 & 58
	

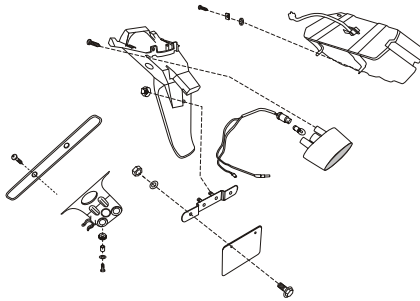
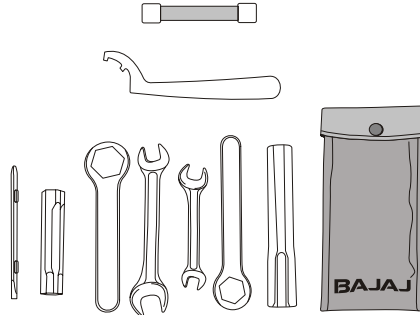
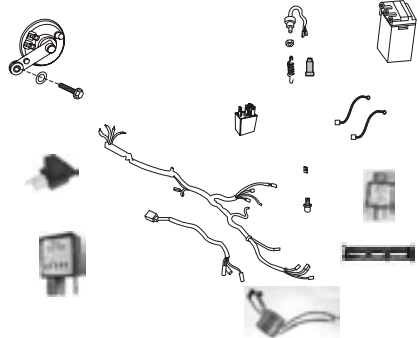
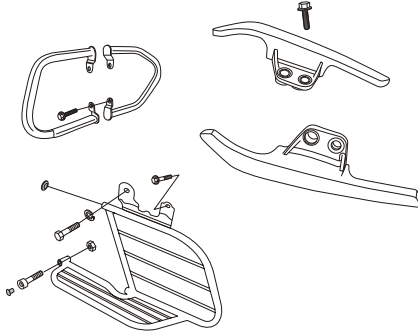
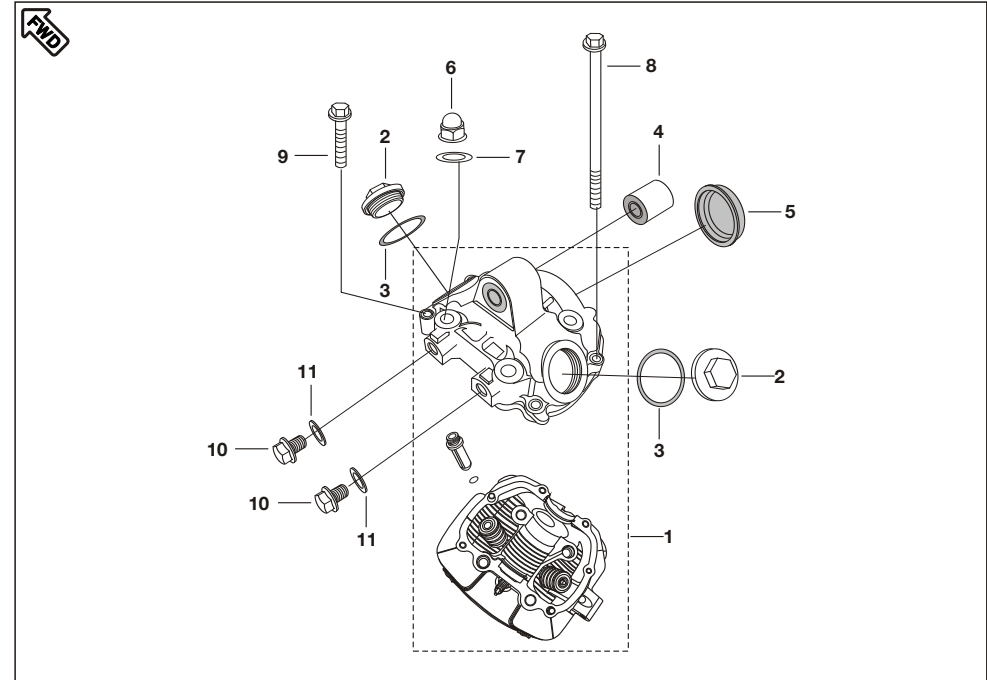
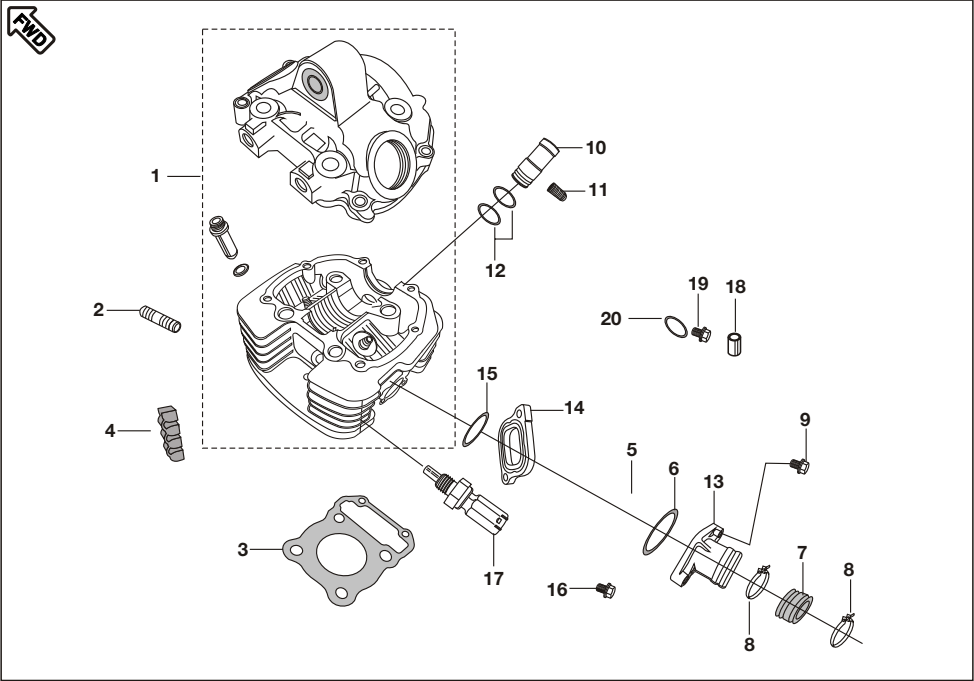
PLATE NO. : 49 TAIL LAMP ASSEMBLY / FRONT & REAR NUMBER PLATE	PAGE NO.: 59
	
PLATE NO. : 51 TOOL KIT	PAGE NO.: 62
	

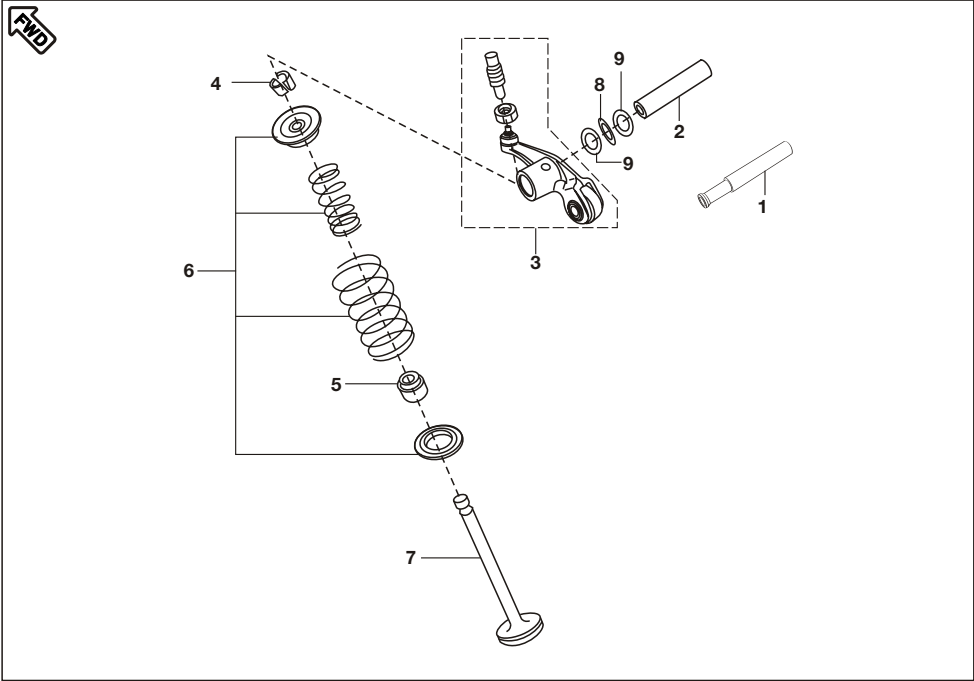
PLATE NO. : 50 ELECTRICAL EQUIPMENTS	PAGE NO.: 60 & 61
	
PLATE NO. : 52 ACCESSORIES / GRAB HANDLE	PAGE NO.: 63
	



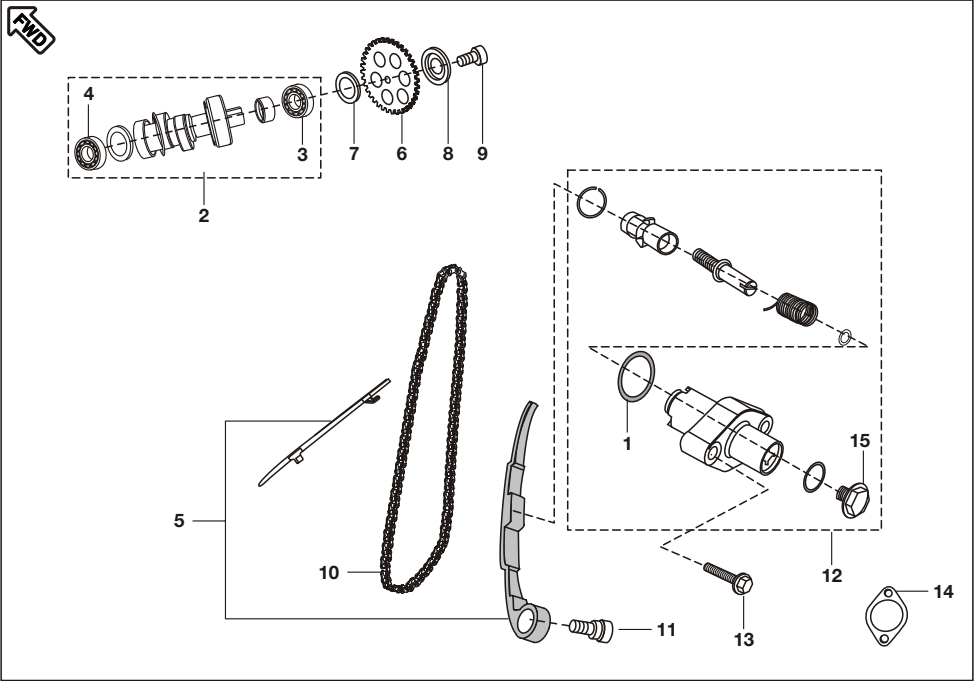
No.	Part No.	Description	Qty/ Veh.	Remarks
1	DK 1016 07	Head Cylinder with Cover	1	
2	52 JN01 36	Cover Tappet	2	Ref. Cir. D-31
3	36 DS10 01	'O' Ring Kit for Cover Cyl. Head	1	Ref. page no. 65
4	DS 1011 66	Silent Bush (V)	1	
5	DS 1010 96	Camshaft Cap	1	
6	39 2647 15	Domed Cap Nut	4	
7	DS 1010 84	Copper gasket	4	
8	59 0400 23	Hex. Bolt with Flange	2	
9	39 1075 04	Hex. Bolt with Flange	4	
10	DH 1012 72	Plug	2	
11	31 1011 06	Gasket	2	



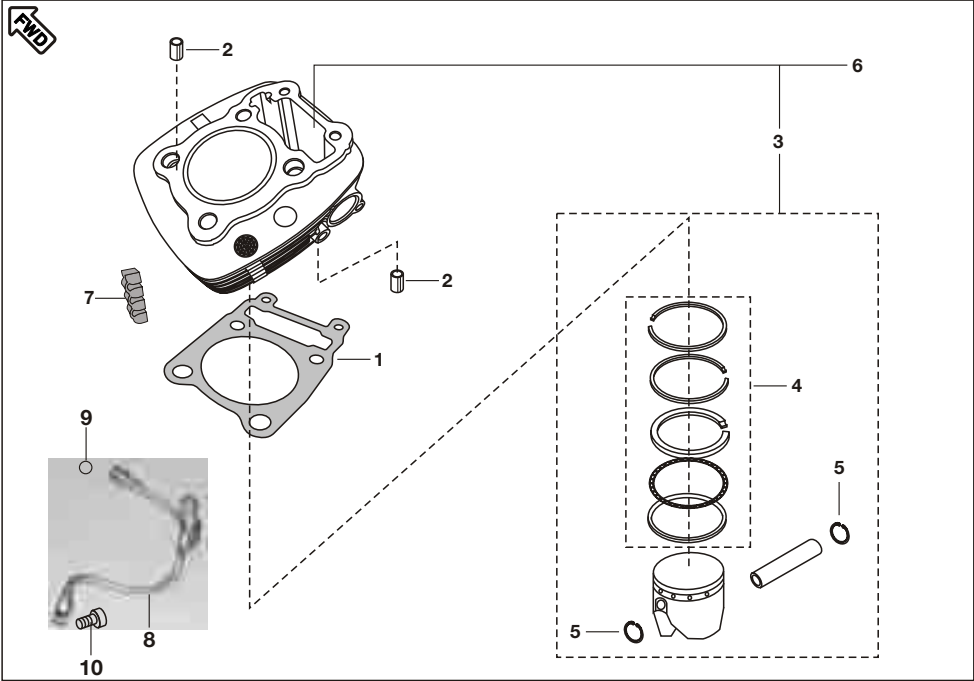
No.	Part No.	Description	Qty/ Veh.	Remarks
1	DK 1016 07	Head Cylinder with Cover	1	(F) For Sleeve Spark Plug Ref. page no. 65
2	39 1660 05	Stud (Exhaust)	2	
3	DK 1010 03	Gasket Cylinder Head	1	
4	DH 1015 08	Damper Cylinder Head	5	
5	DH 1014 07	Intake Pipe	1	
6	39 1283 21	‘O’ Ring (Intake Pipe)	1	
7	DH 1211 06	Insulator	1	
8	DH 1210 38	Clamp for Insulator	2	
9	39 1674 04	Hex. Bolt / Flange	2	
10	DH 1110 12	Sleeve - Spark Plug	1	
11	39 2608 01	Grub Screw	1	
12	36 DS10 01	‘O’ Ring Kit for Cover Cyl. Head	1	
13	JC 1200 17	Manifold	1	
14	JC 1200 18	Insulator	1	
15	59 2100 08	‘O’ ring insulator	1	
16	39 1075 04	Hex bolt	1	
17	DK 1015 03	Engine temperature sensor	1	
18	39 2181 06	Dowel	2	
19	39 1759 04	Bolt	1	
20	30 1110 41	Washer	1	



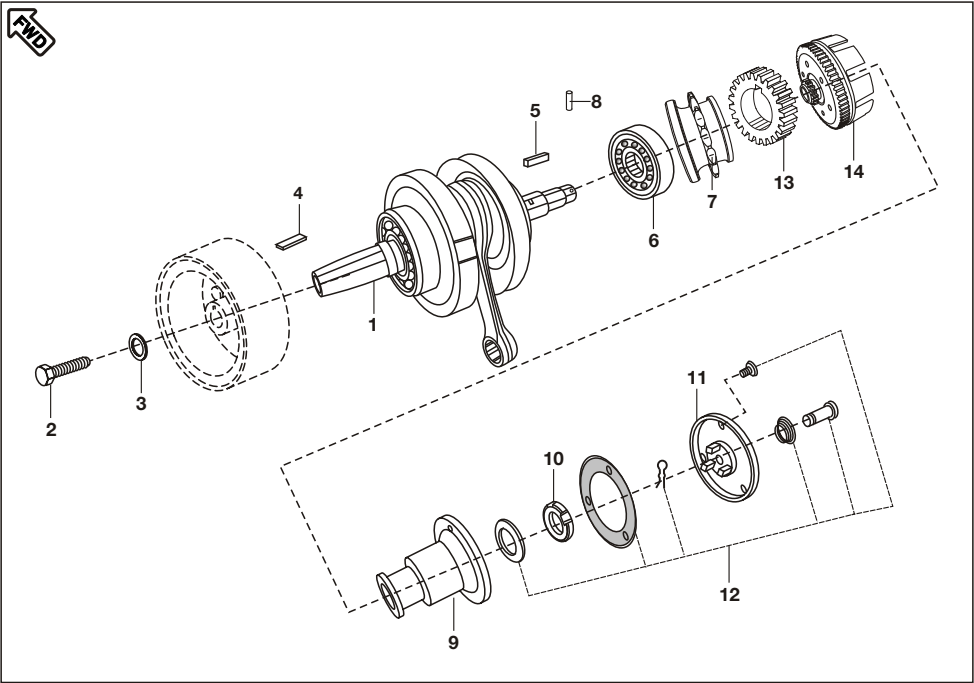
No.	Part No.	Description	Qty/ Veh.	Remarks
1	DS 1013 35	Rocker Arm Shaft - Intake	1	
2	DS 1013 36	Rocker Arm Shaft - Exhaust	1	
3	DS 1013 33	Rocker Arm with roller	2	
4	DG 1010 29	Collet	4	
5	39 2017 19	Seal valve stem	2	
6	DK 1013 26	Valve Repair Kit	1	Ref. page no. 65
7	DK 1013 27	Valve Kit	1	Ref. page no. 65
8	DS 1013 66	Wave washer	2	
9	59 1100 02	Plain washer	4	



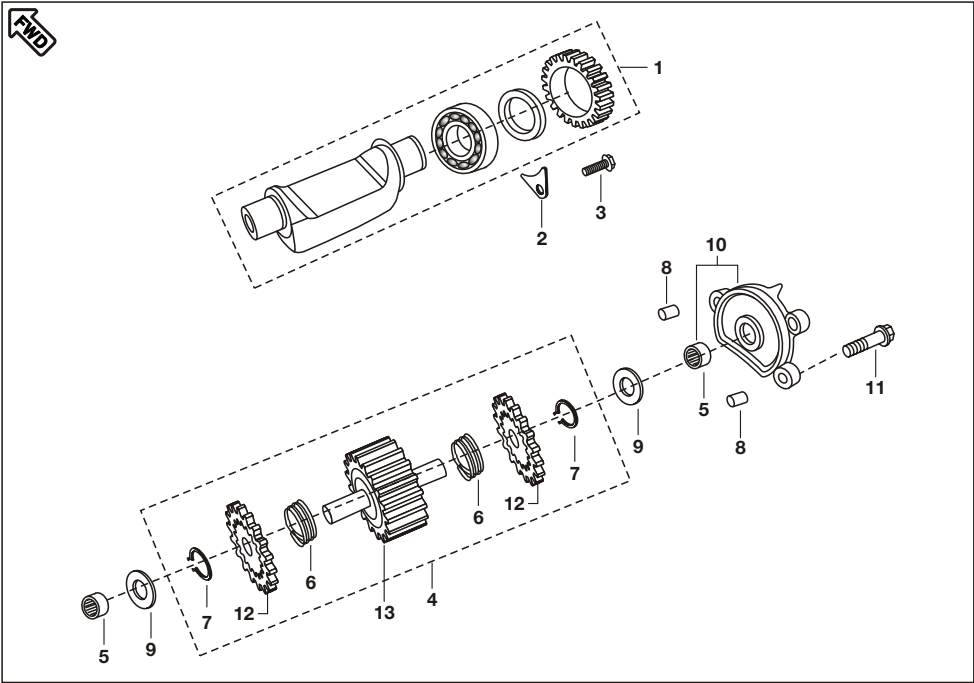
No.	Part No.	Description	Qty/ Veh.	Remarks
1	39 2669 21	Ring 'O'	1	Ref. page no. 65
2	DJ 1013 73	Camshaft Assembly	1	
3	JC 1010 86	Bearing cam RH side	1	
4	JC 1010 85	Bearing cam LH side	1	
5	DK 1013 30	Guide chain Kit	1	
6	DS 1012 76	Sprocket cam Driven (32 T)	1	
7	DH 1014 12	Collar cam Sprocket	1	
8	DH 1010 48	Special camshaft washer	1	
9	DK 1013 86	Hex. Soc. Head cap Bolt	1	
10	DK 1010 64	Cam Chain (100 link)	1	
11	DH 1013 92	Cam chain Tensioner pivot Bolt	1	
12	JC 1010 34	Tensioner Assly	1	
13	39 1673 04	Hex Bolt / Flange	2	
14	CS 1011 28	Tensioner assly. gasket	1	
15	DD 1010 62	Bolt Flange	1	



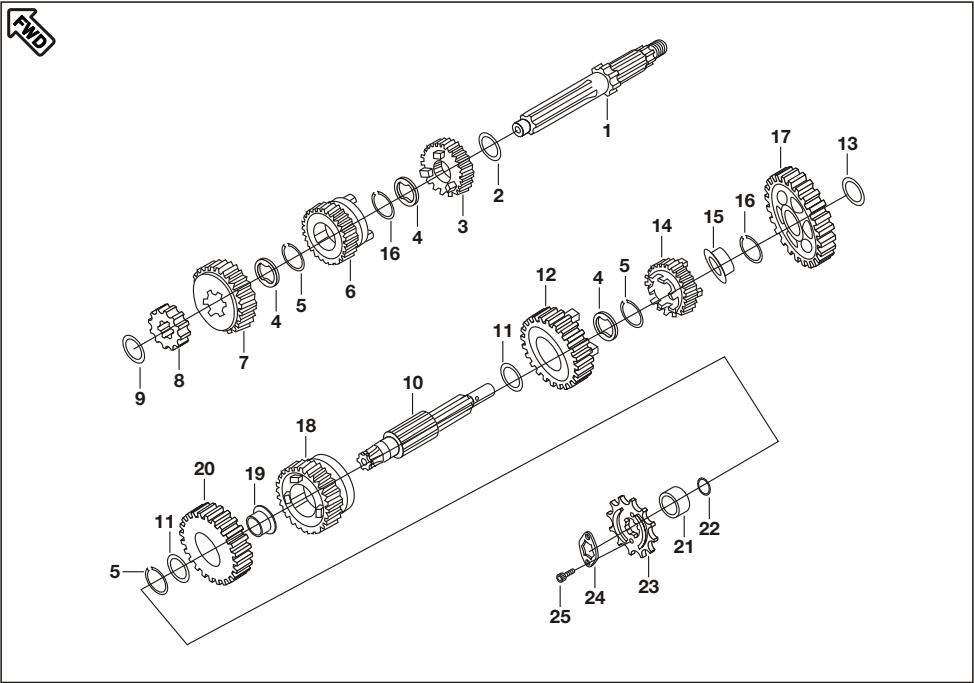
No.	Part No.	Description	Qty/ Veh.	Remarks
1	DK 1010 63	Gasket Cylinder	1	Ref. page no. 65
2	39 2181 06	Pin dowel	4	
3	DK 1010 92	Piston Assly. Std.	1	
4	DK 1013 28	Ring Set Piston	1	
5	39 2132 17	Ring Snap	2	
6	DK 1016 25	Cylinder Block / Piston Assly	1	
7	DH 1014 14	Damper	4	
8	DK 1015 92	Assembly Oil Pipe	1	
9	31 1210 06	Gasket	1	
10	DD 1210 07	Bolt	1	



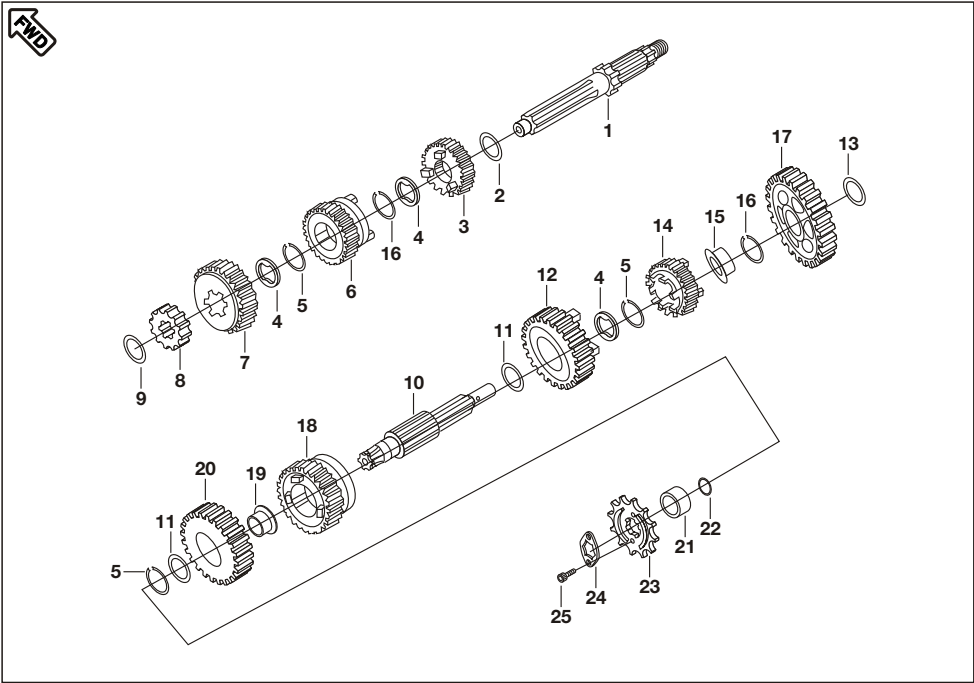
No.	Part No.	Description	Qty/ Veh.	Remarks
1	DK 1010 65	Crankshaft assly. comp.	1	
2	39 2183 04	Bolt primary drive lock	1	
3	39 2165 11	Plain washer	1	
4	31 1011 73	Key woodruff	1	
5	DS 1011 54	Square Key	1	
6	39 1931 20	Bearing Ball	1	
7	DK 1012 48	Sprocket cam drive (16 T)	1	
8	39 2203 07	Parallel pin	1	
9	DH 1010 64	Body centrifugal oil filter	1	
10	DH 1011 95	Nut	1	
11	DH 1010 65	Cover centrifugal oil filter	1	
12	36 DK00 07	Kit centrifugal oil filter	1	Ref. page no. 65
13	DH 1016 28	Primary Gear Drive	1	
14	DK 1012 41	Housing comp. clutch	1	
	DK 1015 61	Outer Comp. Clutch	1	Ref. Cir. D-16



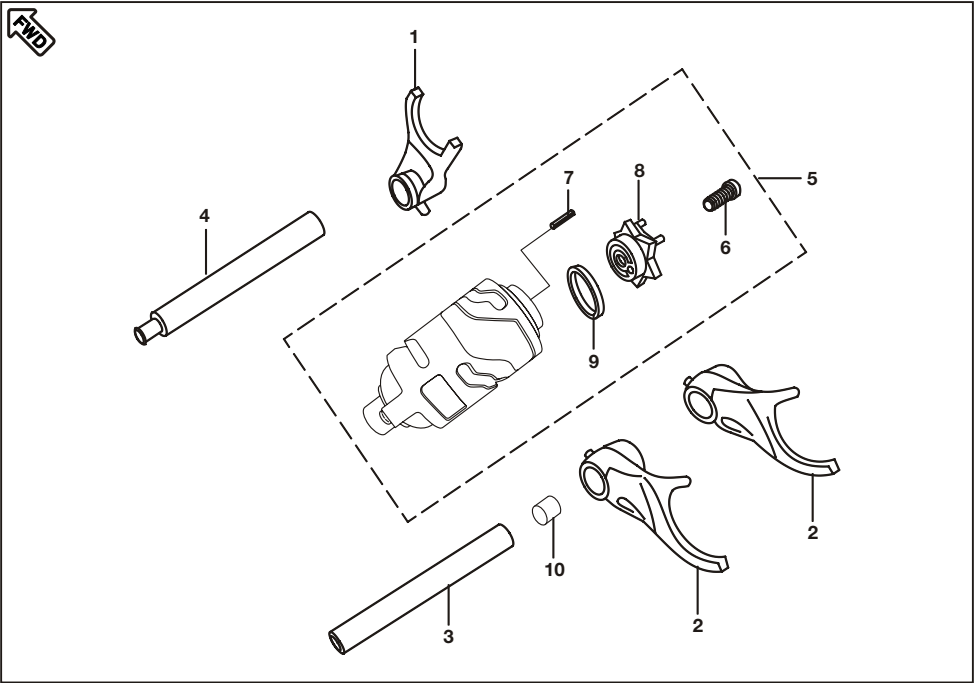
No.	Part No.	Description	Qty/ Veh.	Remarks
1	DK 1014 16	Body Balancer Assly.	1	
2	DH 1010 72	Bearing stopper	1	
3	39 1672 04	Bolt	1	
4	DJ 1011 34	Assly. Balancer Idler Gear comp.	1	
5	39 2152 20	Needle roller bearing	2	
6	DJ 1011 33	Spring torsion Balancer Idler	2	
7	39 2557 17	Circlip ext.	2	
8	39 1686 06	Dowel Pin	2	
9	39 1620 11	Spring steel washer	2	
10	52 DH01 77	Balancer Idler Holder	1	
11	39 1674 04	Hex bolt with flange	3	
12	DH 1013 73	Scissor balancer idler	2	
13	DH 1014 25	Balancer gear	1	



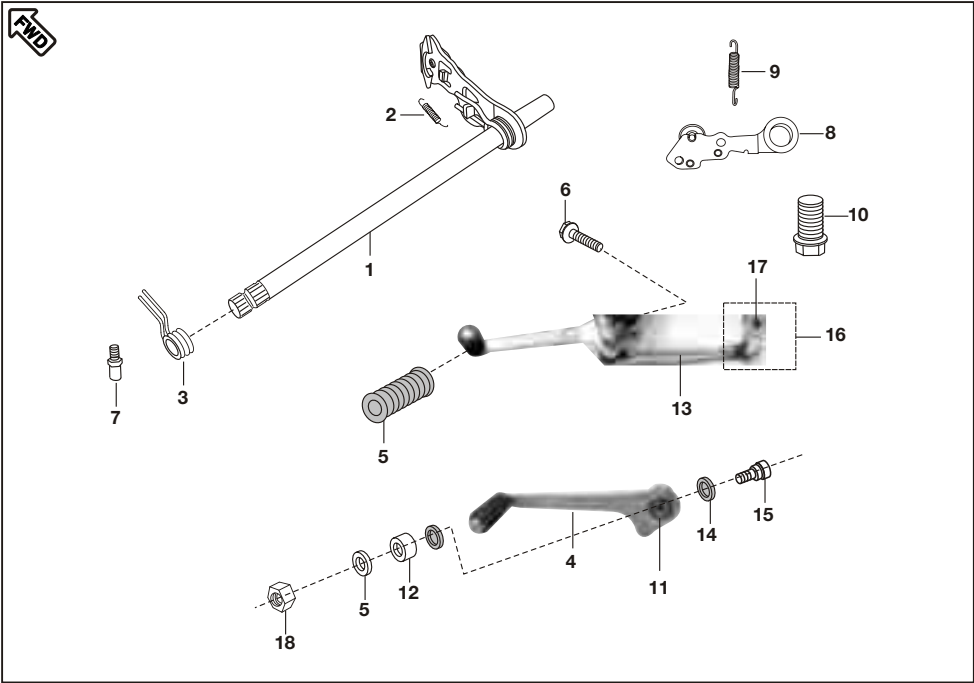
No.	Part No.	Description	Qty/ Veh.	Remarks
1	DK 1014 71	Shaft input transmission	1	
2	39 2158 11	Washer plain	2	
3	DK 1011 03	Gear 4th Drive	1	
4	DH 1010 79	Washer Spline	3	
5	DH 1012 35	External Circlip	4	
6	DK 1011 02	Gear 3rd Drive	1	
7	DK 1016 32	Gear 5th drive	1	
8	DH 1010 84	Gear 2nd drive	1	
9	39 2160 11	Plain washer	1	
10	DK 1011 44	Shaft output transmission	1	
11	DH 1013 36	Washer Thrust	2	
12	DK 1011 05	Gear 3rd Driven	1	
13	DH 1010 79	Washer spline	2	
14	DK 1011 06	Gear 4th Driven	1	
15	DH 1011 11	Bush 1st driven	1	



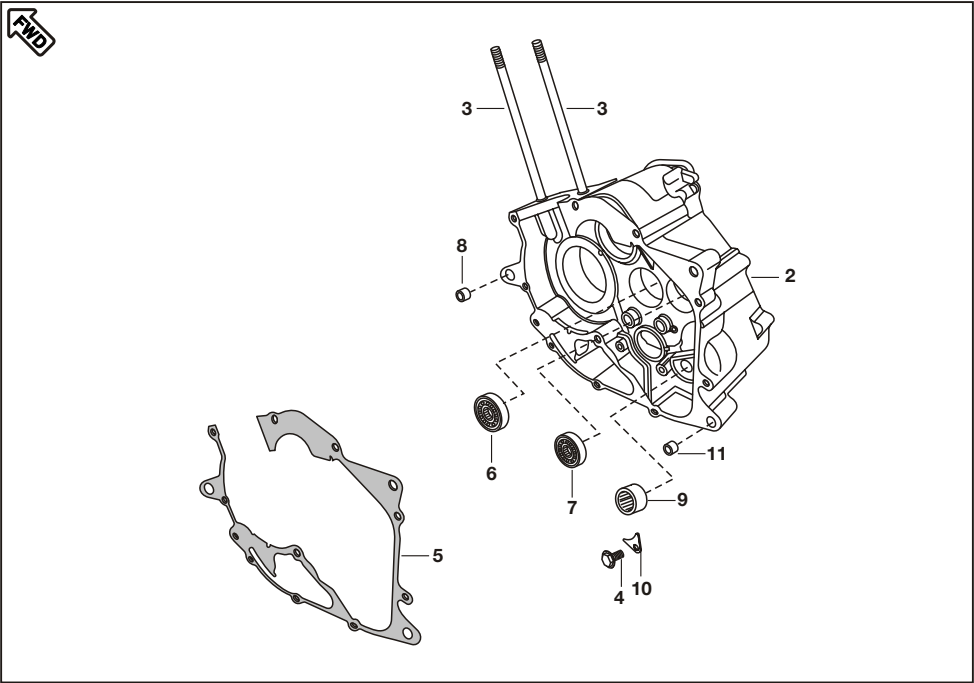
No.	Part No.	Description	Qty/ Veh.	Remarks
16	DH 1012 35	Circlip	1	
17	DK 1011 18	Gear 1st driven	1	
18	DK 1016 33	Gear 5th Driven	1	
19	DH 1013 19	Bush 2nd driven	1	
20	DH 1013 33	Gear 2nd Driven	1	
21	DK 1012 45	Collar Sprocket	1	
22	DK 1013 52	'O' Ring Sprocket Collar	1	
23	DV 1010 48	Sprocket Drive	1	
24	DJ 1010 63	Plate Drive Sprocket	1	
25	39 1062 04	Bolt flange	2	



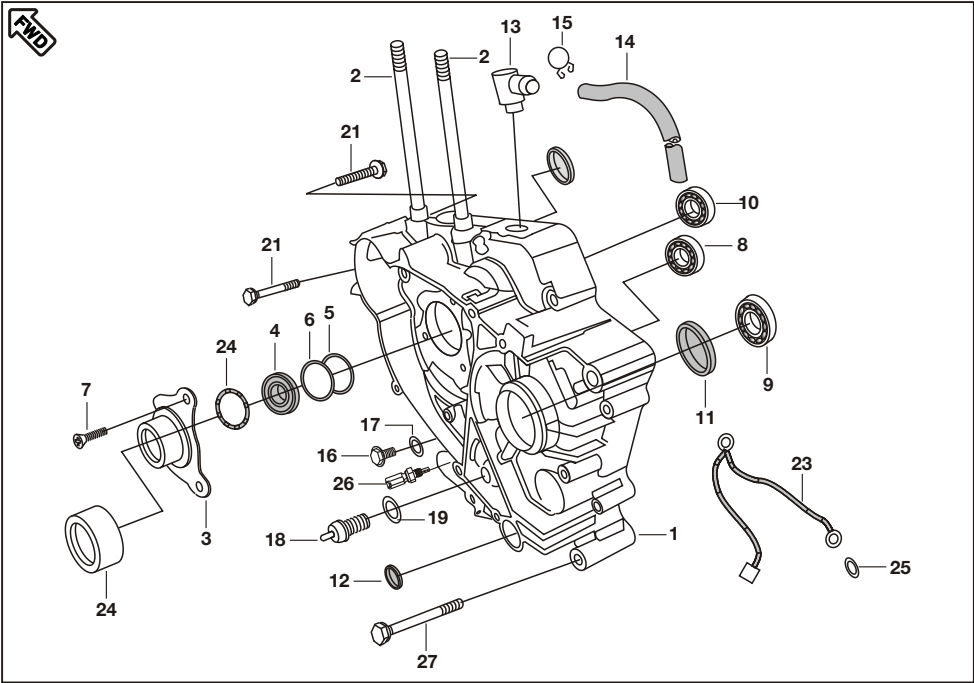
No.	Part No.	Description	Qty/ Veh.	Remarks
1	DK 1011 59	Fork Gear Shift	1	Ref. Cir. D-18
2	DK 1011 60	Fork Gear Shift Output	2	
3	DH 1011 46	Shaft Gear Shift Fork	1	
4	DH 1014 93	Shaft Gear Shift Fork	1	
5	DK 1013 62	Drum comp. Gear Shift	1	
	DK 1013 82	Drum Gear Shift Assly.	1	
6	39 2639 04	Bolt Socket	1	
7	39 2606 07	Parallel pin	1	
8	DK 1013 61	Guide Gear Shifter	1	
9	DH 1014 96	Spacer	1	
10	DK 1011 35	Bush Fork Gear Shift	1	



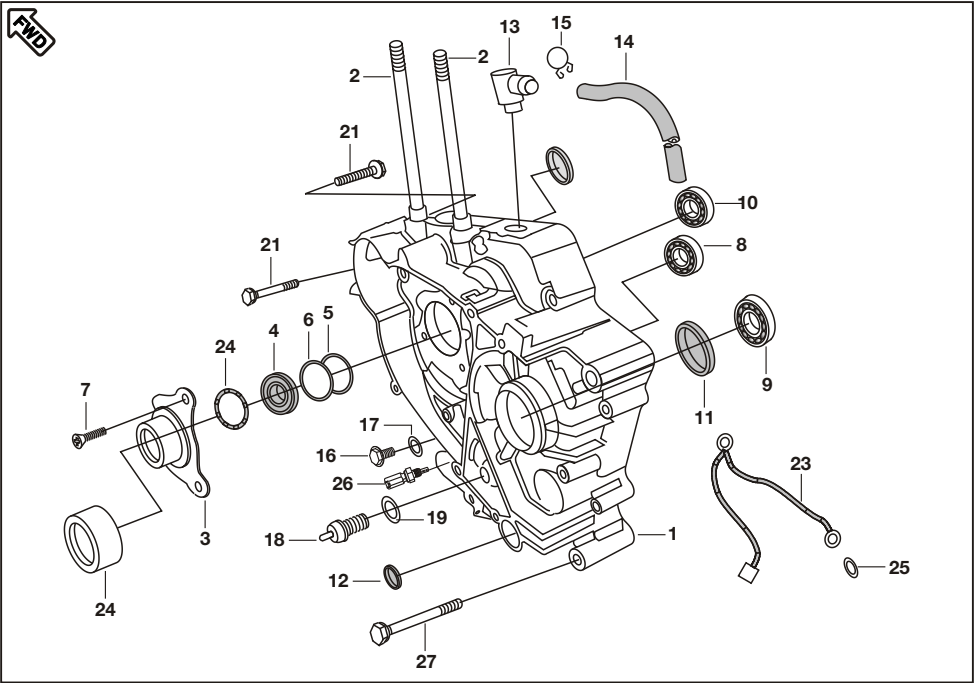
No.	Part No.	Description	Qty/ Veh.	Remarks
1	DH 1017 05	Lever comp. Gear Shifter	1	
2	DH 1017 14	Spring Slider Arm Reset	1	
3	DH 1011 44	Spring Gear Shifter Return	1	
4	DK 1011 82	Lever gear shift	1	
5	31 1011 08	Damper	1	
6	39 2453 04	Flanged Bolt	1	
7	DH 1013 93	Bolt Gear Shift drum Stopper	1	
8	DH 1015 03	Stopper Gear Shifter Drum	1	
9	DK 1012 53	Spring Gear Shifter Drum Stopper	1	
10	DH 1013 94	Bolt Shift Change	1	
11	39 1998 19	Oil seal	2	
12	DK 1011 87	Collar	1	
13	DK 1011 80	Assembly tie rod	1	
14	DK 1011 85	Washer pivot	1	
15	DK 1011 86	Pivot bolt	1	
16	DK 1011 77	Assembly lever change arm	1	
17	DK 1011 84	Boss lever change	1	
18	39 2383 15	Flange Nut	1	



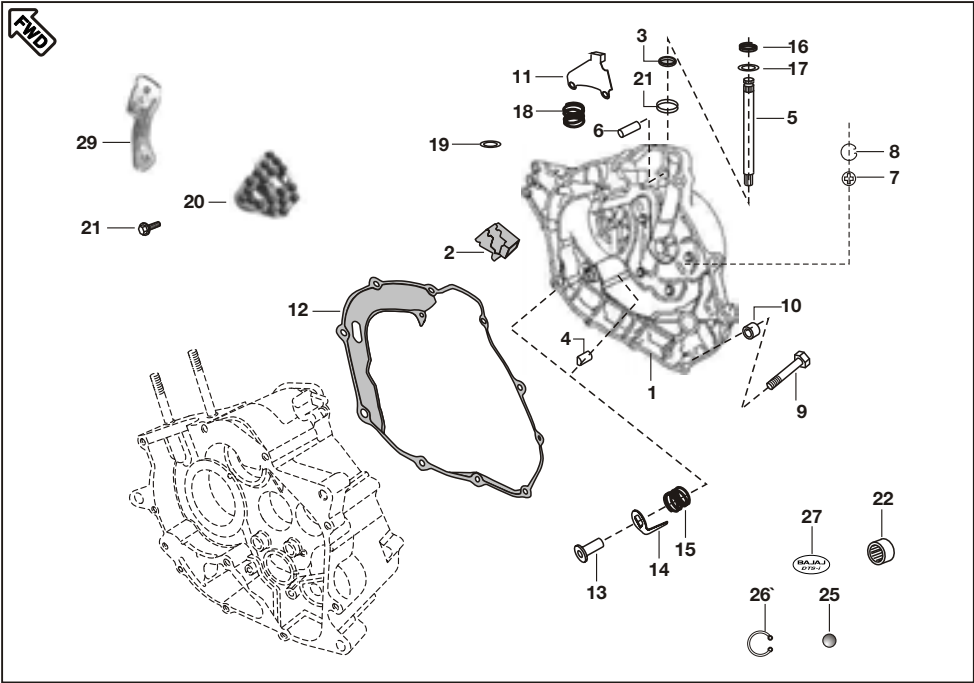
No.	Part No.	Description	Qty/ Veh.	Remarks
1	DK 1016 13	Engine Assly. with starter motor	1	N I (F)
2	JC 1010 29	Crankcase RH	1	
3	59 0500 02	Stud	2	
4	DJ 1013 02	Bolt Flanged	1	
5	DH 1010 06	Gasket Crankcase	1	
6	39 2583 20	Bearing Ball (For Input shaft)	1	
7	59 2000 27	Bearing Ball (For Output shaft)	1	
8	39 2180 06	Dowel Pin	1	
9	39 2601 20	NRB	1	
10	DH 1014 87	Plate Stopper	1	
11	39 2181 06	Dowel Pin	1	



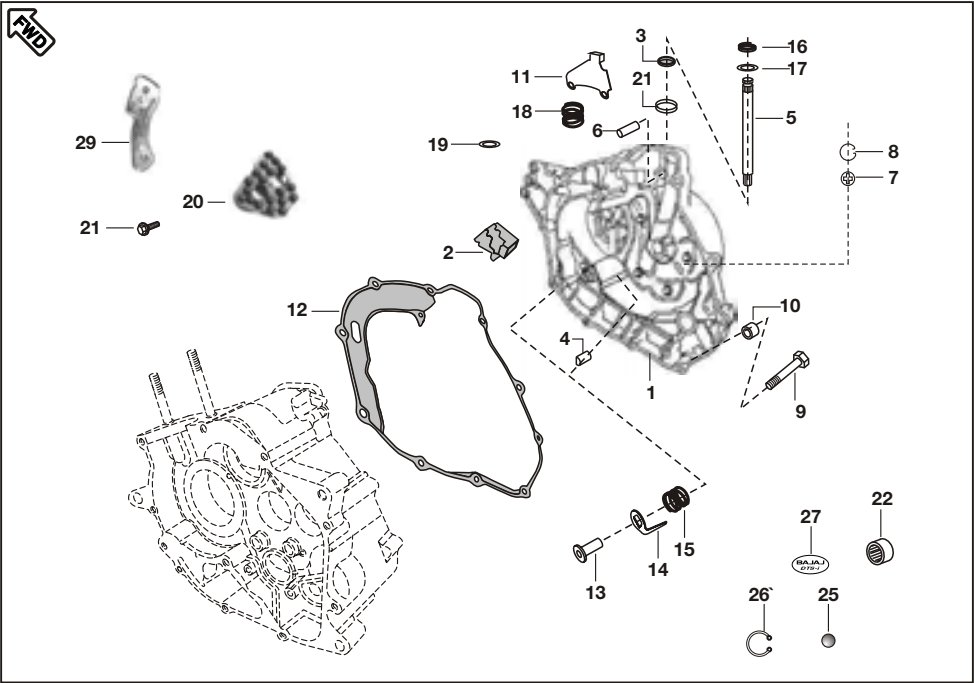
No.	Part No.	Description	Qty/ Veh.	Remarks
1	DK 1015 81 DK 1013 85	Assly. C Case LH (P220-Black) Crank-Case LH	1 1	Ref. Cir. D-18
2	59 0500 02	Stud	2	
3	DK 1010 94	Guide starter assly	1	
4	39 2188 19	Oil Seal	1	
5	59 2100 06	O' Ring	1	
6	DK 1010 97	Damper	1	
7	39 0752 01	C' Sunk Head Screw	3	
8	39 2603 20	Bearing Ball (For Input shaft)	1	
9	59 2000 06	Bearing Ball (For Output shaft)	1	
10	39 2185 20	Balancer LH Bearing	1	
11	30 1010 14	Oil Seal (For Output shaft)	1	
12	39 2190 19	Oil Seal (For Shift lever)	1	
13	DH 1012 03	Breather	1	
14	DH 1012 46	Rubber tube	1	
15	28 1011 74	Spring Clip	1	



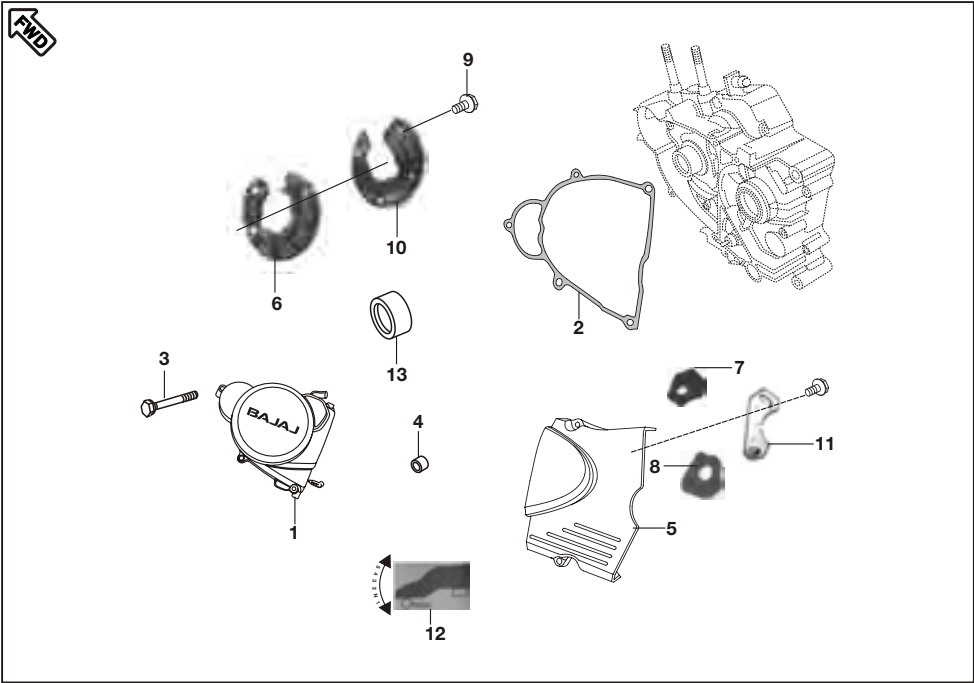
No.	Part No.	Description	Qty/ Veh.	Remarks
16	DH 1016 61	Plug (Drain Bolt)	1	Ref. Cir. D-18
17	31 1011 06	Gasket (For Drain Bolt)	1	
18	DK 1013 80	Switch comp.(Neutral)	1	
19	39 1013 21	'O' Ring	1	
20	39 1677 04	Bolt	8	
21	DH 1013 90	Bolt	1	
22	DH 1011 69	NRB	1	
23	DJ 2010 21	Cable assly. (Battery to Earth)	1	
24	39 2448 11	Plain Washer	1	
25	39 0849 14	Toothed Washer	1	
26	DK 1015 77	Thermal Sensor with AL gasket	1	
27	DH 1013 85	Flanged Bolt	1	



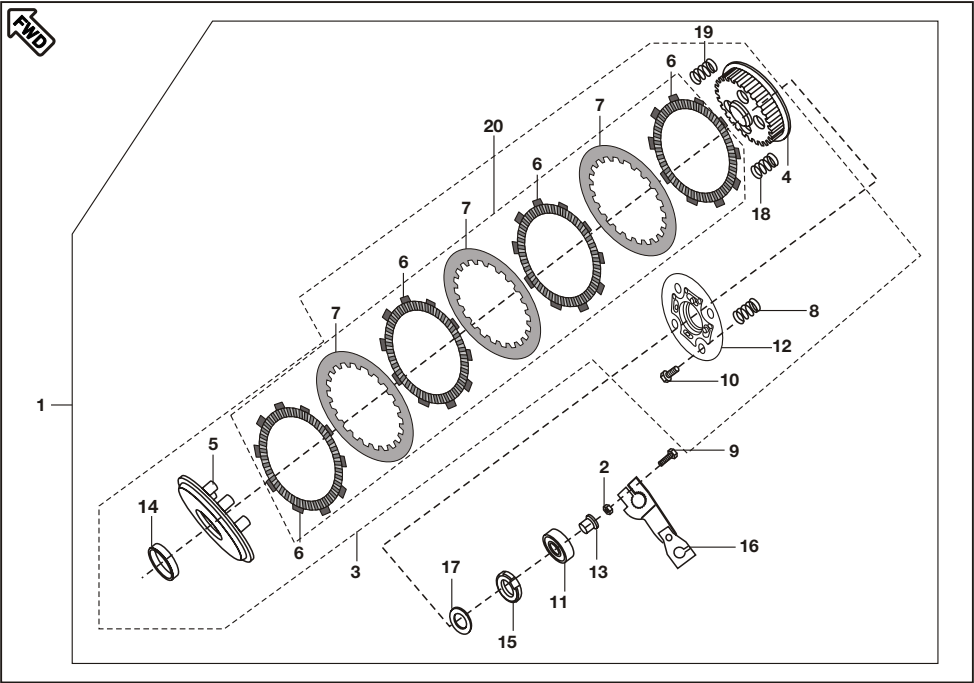
No.	Part No.	Description	Qty/ Veh.	Remarks
1	JC 1010 30	Cover comp RH	1	
2	DH 1011 97	Grommet Breather	1	
3	39 1041 19	Seal clutch lever	1	
4	DH 1011 41	Rack	1	
5	DH 1011 42	Shaft clutch release	1	
6	DK 1012 51	Parallel pin	1	
7	DG 1014 18	Gauge	1	
8	DS 1012 15	Wire circlip	1	
9	DS 1013 53	Bolt	10	
10	39 0999 06	Pin Dowel	2	
11	DK 1012 52	Bracket Clutch Cable	1	
12	DH 1011 54	Gasket cover RH	1	
13	DK 1014 80	Plunger Oil	1	
14	DH 1210 11	Plate Plunger Oil	1	
15	DH 1210 12	Spring Joint 'A'	1	
16	DS 1012 71	Oil filler cap	1	
17	DS 1011 52	'O' Ring	1	



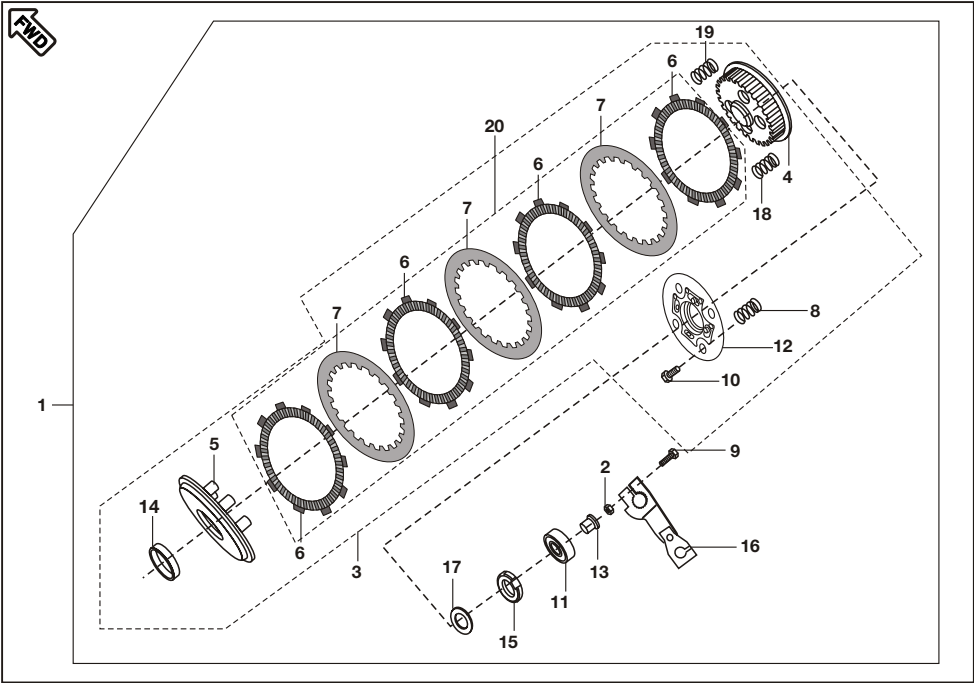
No.	Part No.	Description	Qty/ Veh.	Remarks
18	DH 1015 44	Spring torsion clutch lever	1	
19	39 2443 11	Washer	1	
20	DH 1015 10	Damper	1	
21	DH 1013 88	Flanged Bolt	8	
22	39 1990 20	NRB	2	
23	DK 1014 69	Pressure relief valve assly.	1	
24	DK 1014 49	Spring relief valve	1	
25	30 1012 36	Ball steel	1	
26	39 2547 17	Integral circlip	1	
27	DK 1013 60	Decal clutch cover DTS-Fi	1	
28	DK 1014 69	Assembly Relief Valve Complete	1	
29	DK 1011 92	Plate Damper	1	



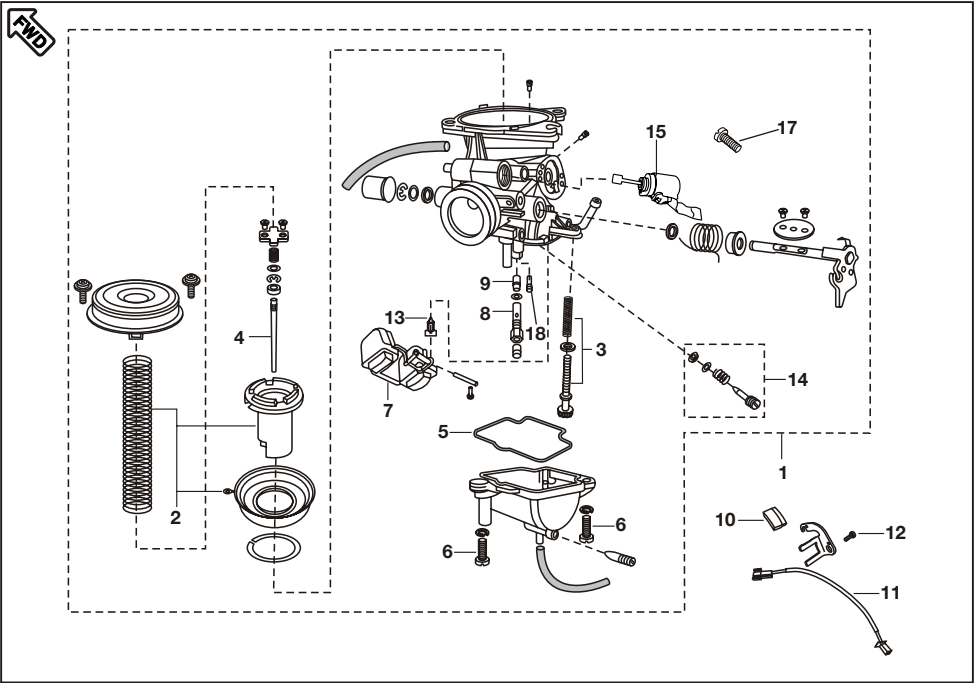
No.	Part No.	Description	Qty/ Veh.	Remarks
1	DK 1015 89	Assly. Cover LH (K3 Black)	1	
2	DV 1010 42	Gasket Magneto cover	1	
3	39 1074 04	Bolt	5	DS 1013 53
4	39 0999 06	Pin Dowel	2	
5	JC 1010 33	Cover LH RR	1	
6	DK 1011 91	Damper Cover magneto	1	(F)
7	DH 1012 92	Damper A Cover LH RR	1	(F)
8	DH 1012 94	Damper B Cover LH RR	1	(F)
9	39 2208 04	Flanged Bolt	4	
10	DK 1011 92	Plate Damper	1	(F)
11	DH 1012 93	Plate Damper Cover LH RR	1	
12	DJ 1612 28	Gear Shift Label	1	
13	AP 1010 43	NR bearing	1	



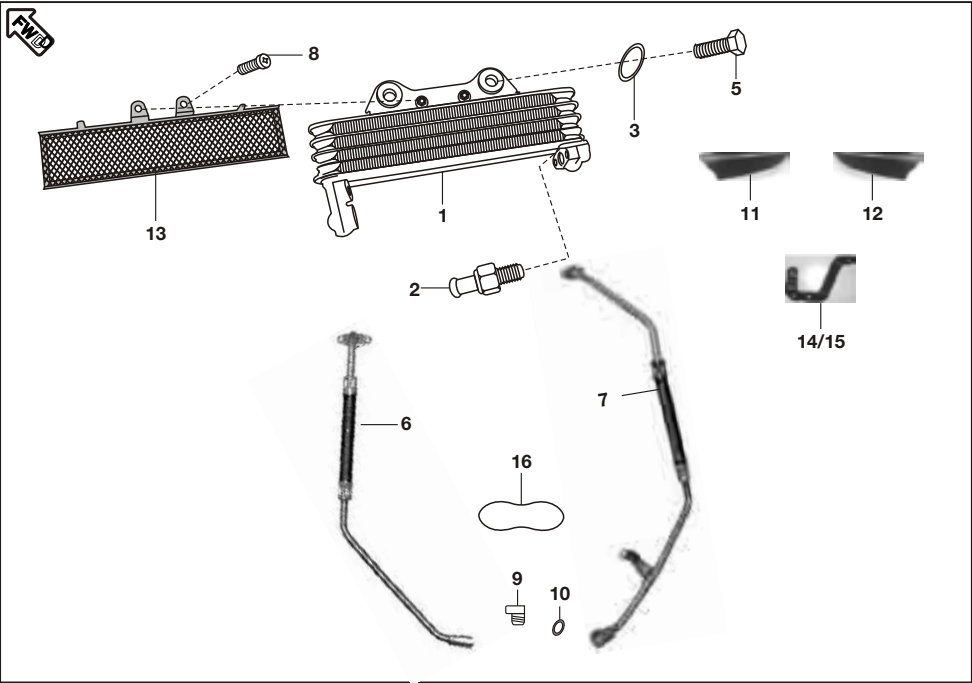
No.	Part No.	Description	Qty/ Veh.	Remarks
1	DK 1015 60	Clutch assembly comp.	1	
2	DH 1012 75	Nut	1	
3	DK 1015 63	Clutch Plate Assly	1	
4	DK 1015 64	Clutch Center	1	
5	DK 1015 69	Plate Clutch pressure	1	
6	DK 1015 66	Disc Clutch friction	4	(F)
	DK 1015 68	Disc Clutch friction (B type)	1	
	DK 1015 67	Disc Clutch friction (C type)	1	
7	DK 1015 65	Plate Clutch	5	(F)
8	DK 1015 72	Spring Clutch Capacity	5	
9	39 1674 04	Bolt	1	
10	DK 1015 74	Bolt	5	



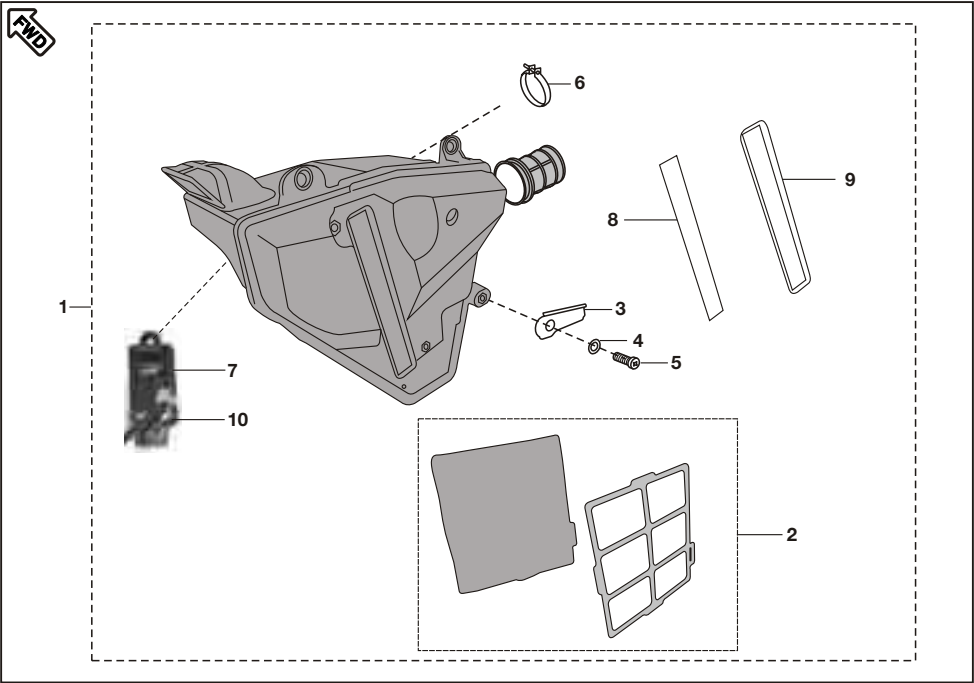
No.	Part No.	Description	Qty/ Veh.	Remarks
11	39 1880 20	Bearing Clutch lifter thrust	1	
12	DK 1015 73	Holder Clutch	1	
13	DK 1010 72	Rod Clutch lifter	1	
14	DK 1011 26	Spacer Clutch	1	
15	DH 1016 48	Nut Primary drive lock	1	LH Thread
16	DK 1016 36	Lever Assly. Clutch	1	
17	39 2200 11	Washer Primary Drive Gear	1	
18	DK 1015 70	Seat judder spring	1	
19	DK 1015 71	Spring judder	1	



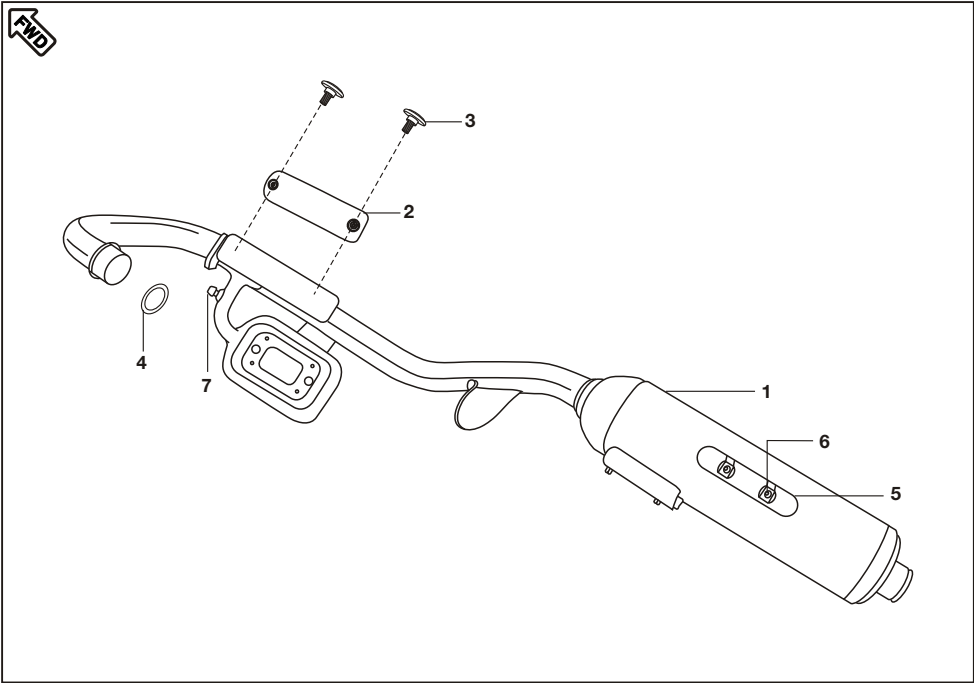
No.	Part No.	Description	Qty/ Veh.	Remarks
1	JC 1200 24	Carburettor Assly.	1	
2	DK 1210 40	Vacuum Piston Kit	1	
3	DK 1210 41	Idling Screw Kit	1	
4	DK 1210 42	Jet needle(JN)	1	
5	DK 1210 43	"O" ring	1	
6	DK 1210 44	Screw	2	
7	DK 1210 45	Float Assly.	1	
8	DK 1210 46	Jet Holder	1	
9	DJ 1210 45	Main jet	1	
10	DH 1211 01	Magnet Assly.	1	
11	DJ 1210 70	Reed Switch Assly.	1	
12	39 1780 01	Pan Head Screw	2	
13	DK 1210 47	Needle Assly.	1	
14	DK 1210 48	Set Adjuster (PS)	1	
15	JC 1200 26	Autochock Solenoid	1	
16	DK 1210 50	Air jet	1	
17	39 1780 01	Screw Pan M-5	1	
18	DK 1210 51	Pilot Jet	1	



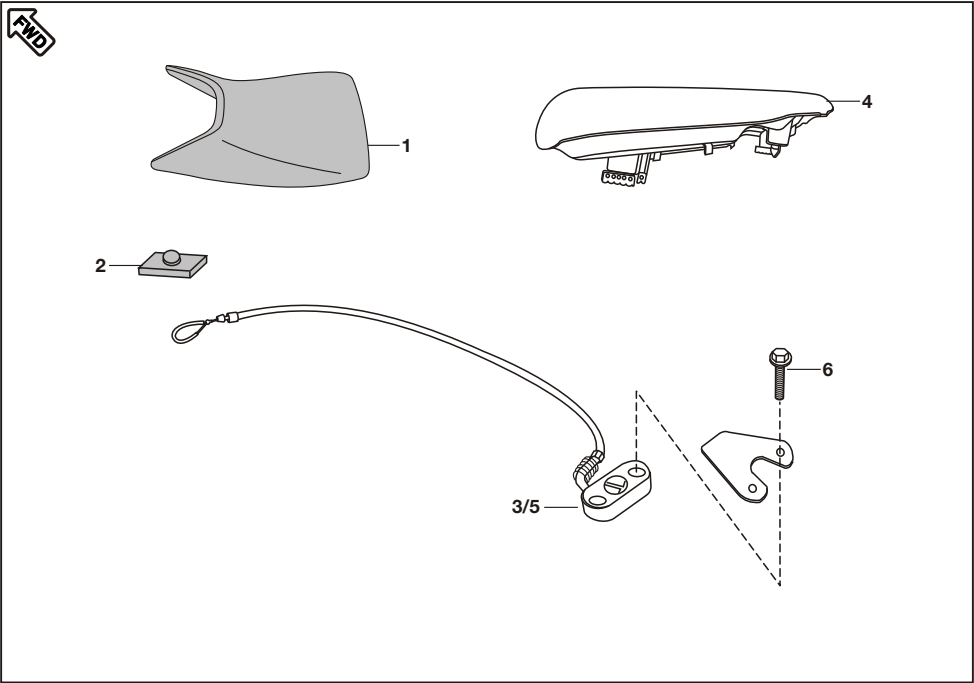
No.	Part No.	Description	Qty/ Veh.	Remarks
1	DK 1016 34	Oil cooler assembly	1	
2	DK 1012 25	Switch oil pressure	1	
3	DK 1013 40	'O' ring Oval	1	
4	JC 1610 27	Oil cooler bracket	1	
5	39 1672 04	Bolt	2	
6	DK 1016 30	Pipe inlet oil cooler	1	
7	DK 1016 31	Pipe outlet oil cooler	1	
8	39 2637 04	Hexagon head screw	1	
9	DK 1012 36	Banjo bolt	2	
10	DK 1012 37	Gasket	4	
11	DK 1611 88	Cap oil cooler LH	1	
12	DK 1611 89	Cap oil cooler RH	1	
13	DK 1016 35	Cover Oil Cooler (5 Cooling Row)	1	
14	DK 1611 86	Oil cooler cap bracket LH	1	
15	DK 1611 87	Oil cooler cap bracket RH	1	
16	DK 1012 79	Gasket	1	



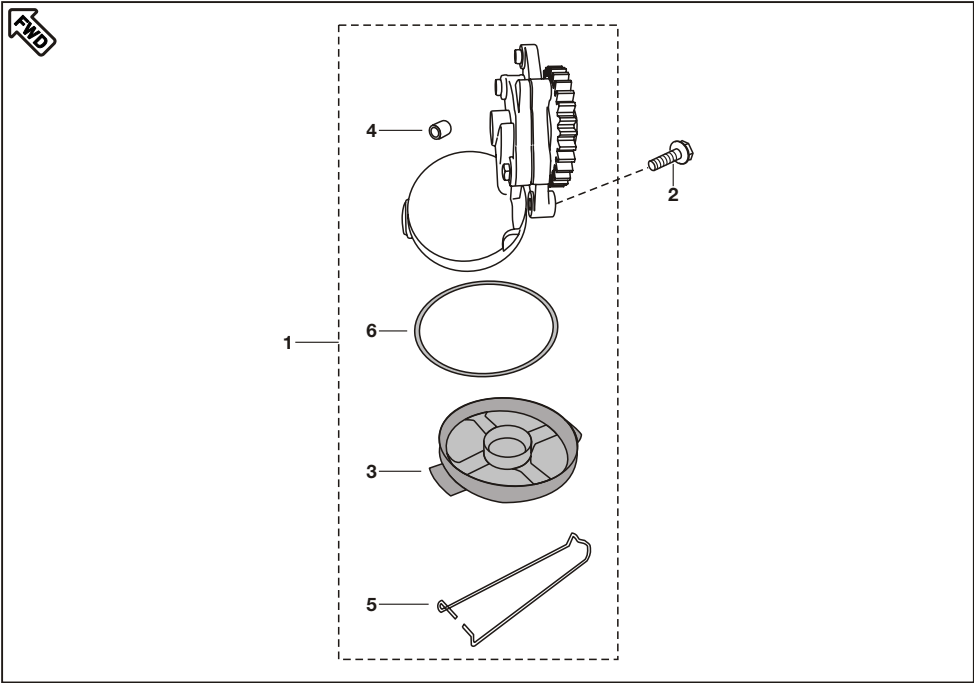
No.	Part No.	Description	Qty/ Veh.	Remarks
1	DK 1210 38	Air Cleaner comp	1	
2	DK 1210 09	Assly element filter	1	
3	DH 1210 20	Bracket lock	1	
4	39 1765 11	Plain washer	1	
5	39 0007 01	Hexagonal head screw	1	
6	AP 1210 64	Clamp	1	
7	DK 1110 40	Air filter sensor	1	
8	DK 1210 15	'O' Ring	1	
9	DK 1210 08	Filter element cover	1	
10	DK 1210 22	Grommet Air filter sensor	1	



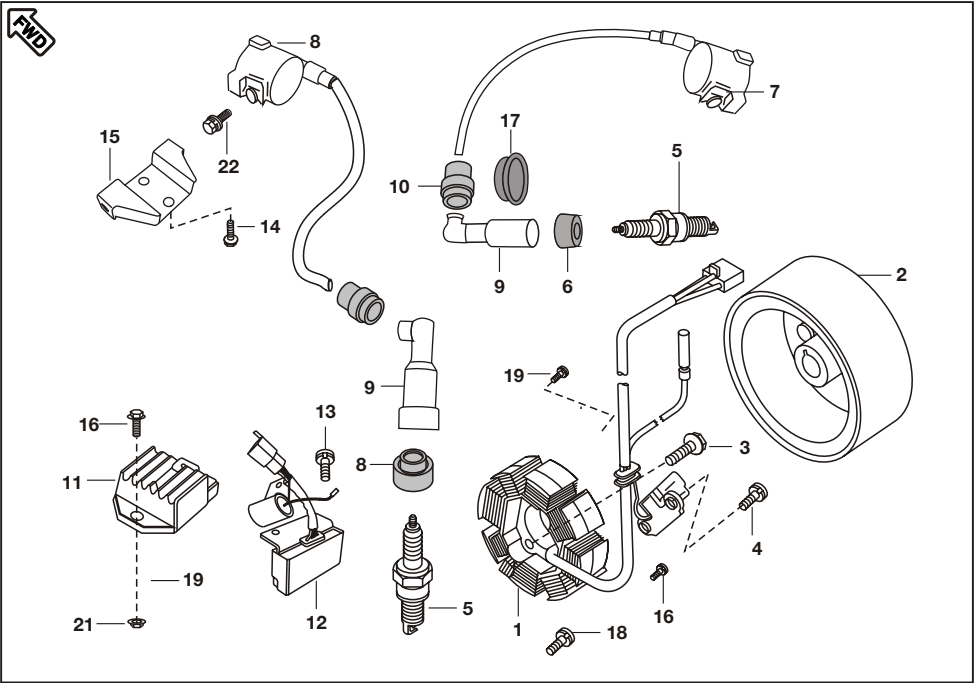
No.	Part No.	Description	Qty/ Veh.	Remarks
1	DK 1014 82	Silencer Assly. w/o shield	1	
	DK 1016 47	Silencer Assly. (Non Cat)	1	
2	DH 1016 08	Silencer front shield	1	
3	DH 1016 07	Truss screw	2	
4	DJ 1010 64	Gasket exhaust	1	
5	DK 1014 75	Silencer rear shield	1	
6	DK 9026 27	Nut	2	
7	DK 1016 10	Resonator bolt	1	



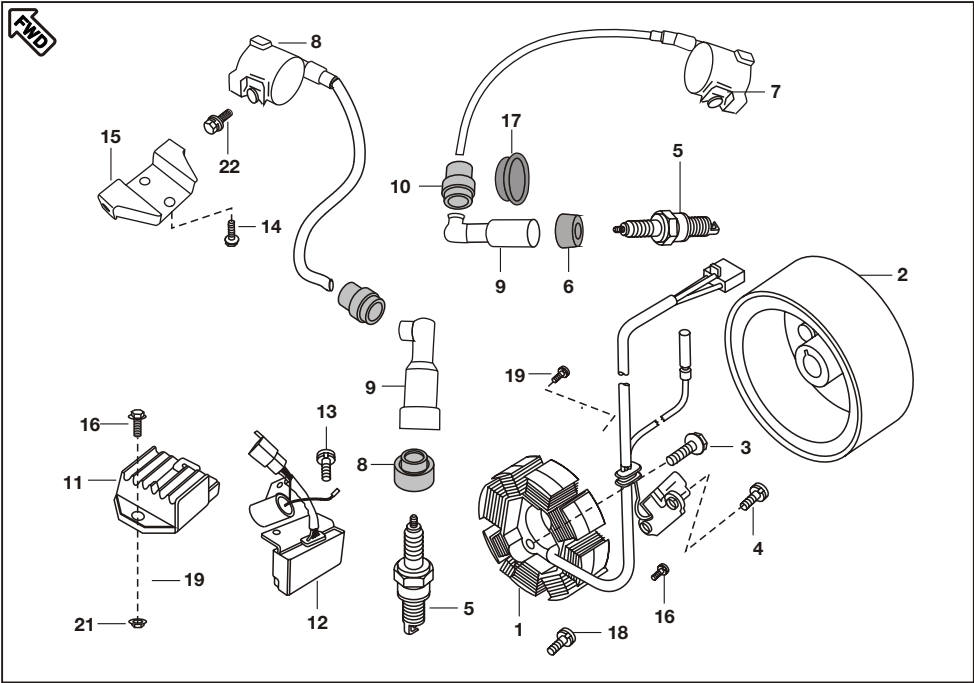
No.	Part No.	Description	Qty/ Veh.	Remarks
1	DK 2110 01	Seat assly comp front	1	
2	DS 2110 05	Damper	2	
3	DH 1610 46	Lock assly seat front	1	
4	DK 2110 04	Seat assly comp rear	1	
5	DK 2110 08	Lock assly seat rear	1	
6	39 1902 04	Bolt flange	2	



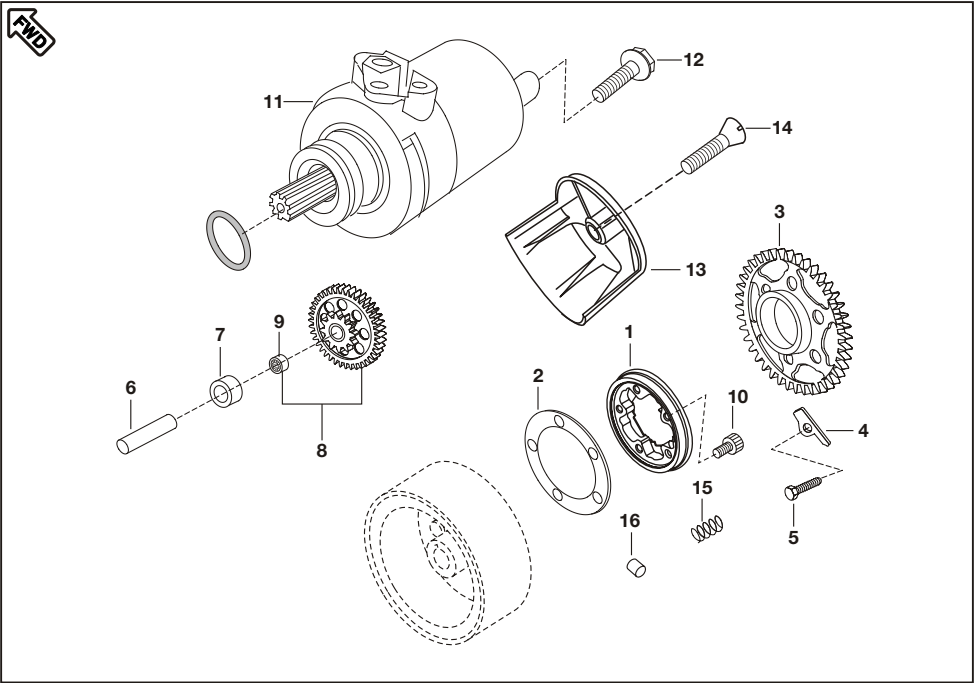
No.	Part No.	Description	Qty/ Veh.	Remarks
1	52 DH01 69	Oil Pump Assly	1	
2	39 1674 04	Hex. Bolt with flange	3	
3	DH 1210 10	Mesh filter Oil pump	1	
4	39 1686 06	Hollow dowel pin	1	
5	DH 1210 35	Clip Mesh Oil filter	1	
6	39 2194 21	'O' Ring	1	



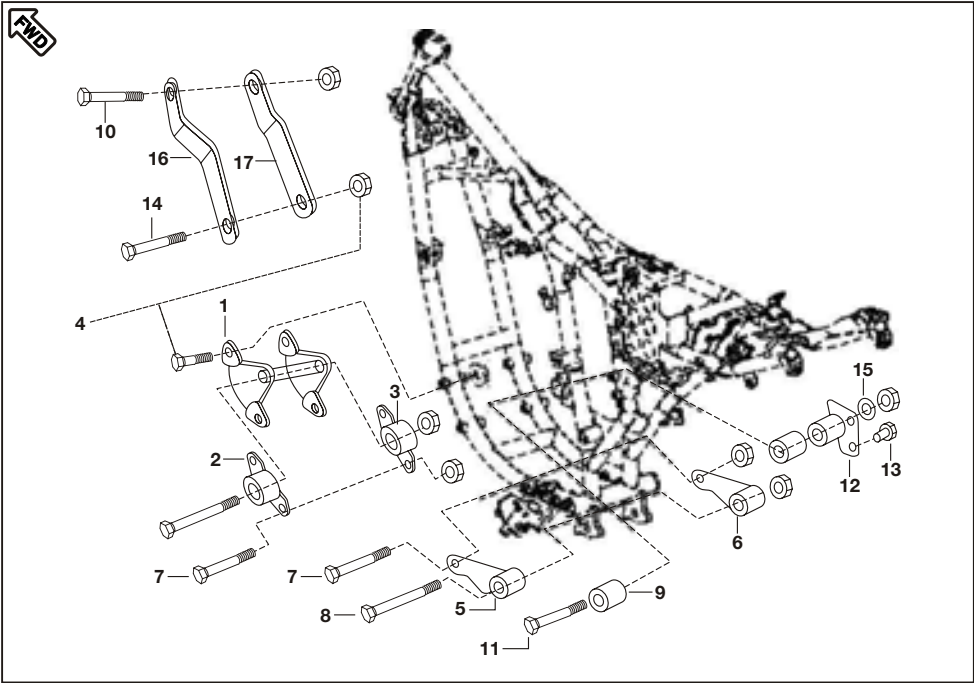
No.	Part No.	Description	Qty/ Veh.	Remarks
1	JC 1110 26	Stator assly. comp.	1	
2	JC 1110 27	Rotor Assly.	1	
3	39 1674 04	Hex. Bolt with Flange	2	
4	39 0761 01	Pan Head Screw	2	
5	DK 1110 28	Spark Plug	2	
6	DH 1011 13	Grommet Spark Plug	2	
7	JC 1110 22	H.T. Coil LH	1	
8	JC 1110 23	H.T. Coil RH	1	
9	DH 1110 15	Cap Spark Plug	2	
10	DD 1110 12	Grommet H.T. Cable	2	
11	DK 1110 73	DC CDI Unit	1	
12	DK 2010 01	Regulator Voltage	1	
13	DD 2010 24	Flange Bolt	1	
14	39 1902 04	Flange Bolt	2	
15	DJ 1610 67	Bracket H.T. Coil	1	



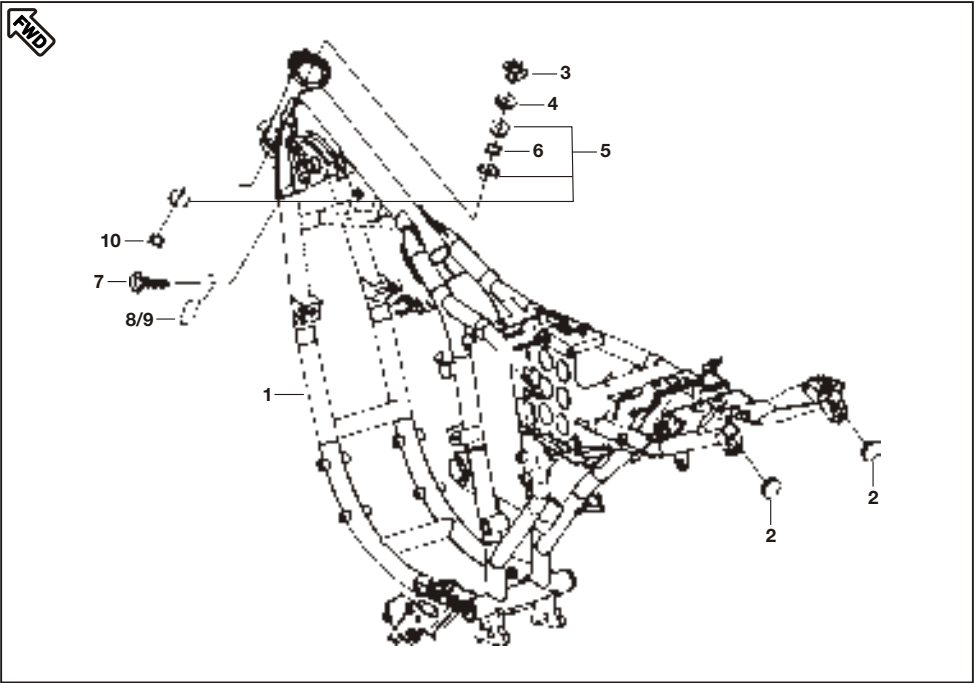
No.	Part No.	Description	Qty/ Veh.	Remarks
16	39 1680 04	Flange Bolt	2	
17	DH 1110 16	Grommet Sleeve Spark Plug	1	
18	DK 1012 84	Hex bolt stator mounting	3	
19	DH 1013 81	Pan head screw (Pick up coil mtg)	2	



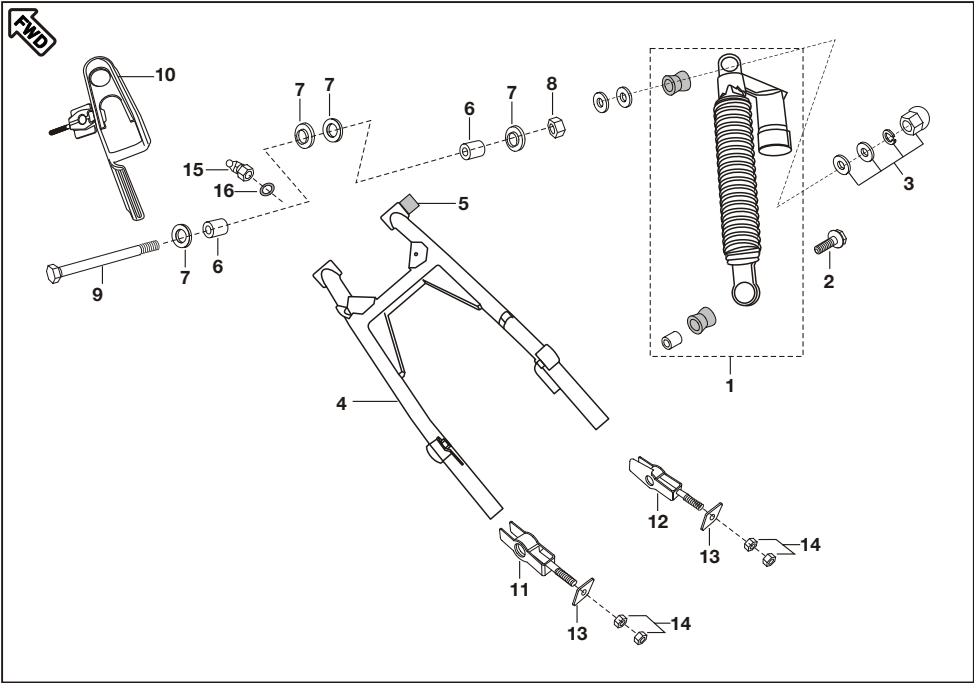
No.	Part No.	Description	Qty/ Veh.	Remarks
1	DK 1015 95	Body comp. starter clutch	1	For stopper plate
2	DK 1016 05	Plate roller clutch	1	
3	JC 1011 14	Assly. Gear Starter Clutch (55 T)	1	
4	DH 1015 81	Plate starter clutch gear return	1	
5	DH 1013 85	Bolt	1	
6	DK 1011 76	Shaft starter counter	1	
7	DH 1011 72	Collar starter counter	1	
8	JC 1011 15	Gear comp. starter counter assly.	1	
9	59 2000 07	Needle roller bearing	1	
10	DH 1013 82	Bolt socket	3	
11	JC 1110 07	Motor assly. starter	1	
12	DS 1013 53	Bolt	2	
13	DJ 1012 78	Cover starter motor	1	
14	DH 1013 89	Slotted c'sunk screw	1	
15	DK 1015 96	Spring Starter Clutch	5	
16	DH 1011 63	Roller	5	



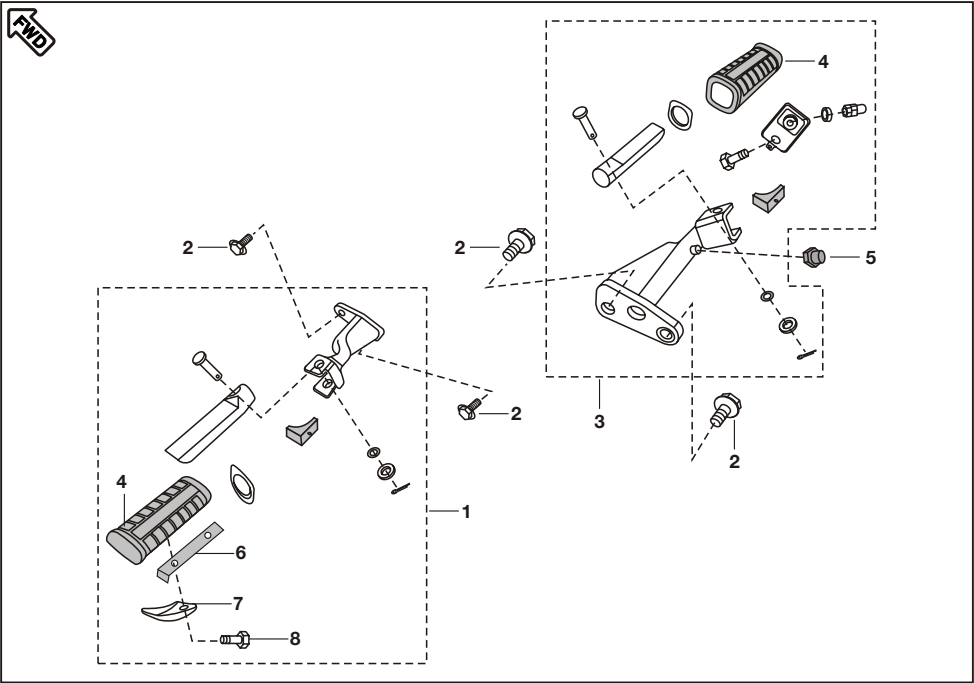
No.	Part No.	Description	Qty/ Veh.	Remarks
1	DK 1610 96	Bkt. Assly. eng. mtg. front	1	Ref. page no. 65
2	DH 1611 89	Bkt. comp. LH eng. mtg. Front	1	
3	DH 1611 90	Bkt. comp. RH eng. mtg. Front	1	
4	36 DK00 11	Kit hardware eng. mtg.	1	
5	DK 1611 59	Bkt. comp. LH eng. mtg. lower	1	
6	DK 1611 60	Bkt. comp. RH eng. mtg. lower	1	Alt. 39 2311 04
7	39 2157 04	Bolt Flanged	3	
8	39 2412 04	Bolt Flanged	1	
9	DH 1612 73	Bush in frame	1	
10	39 1967 04	Bolt	1	
11	59 0400 43	Hex. soc. hd. cap bolt	1	
12	DK 1611 61	Bkt. comp. RH eng. rear	1	
13	39 2310 04	Flanged bolt	2	
14	39 2311 04	Bolt	1	
15	39 2457 11	Washer	1	
16	DK 1612 22	Bracket engine hanger LH	1	
17	DK 1612 23	Bracket engine hanger RH	1	



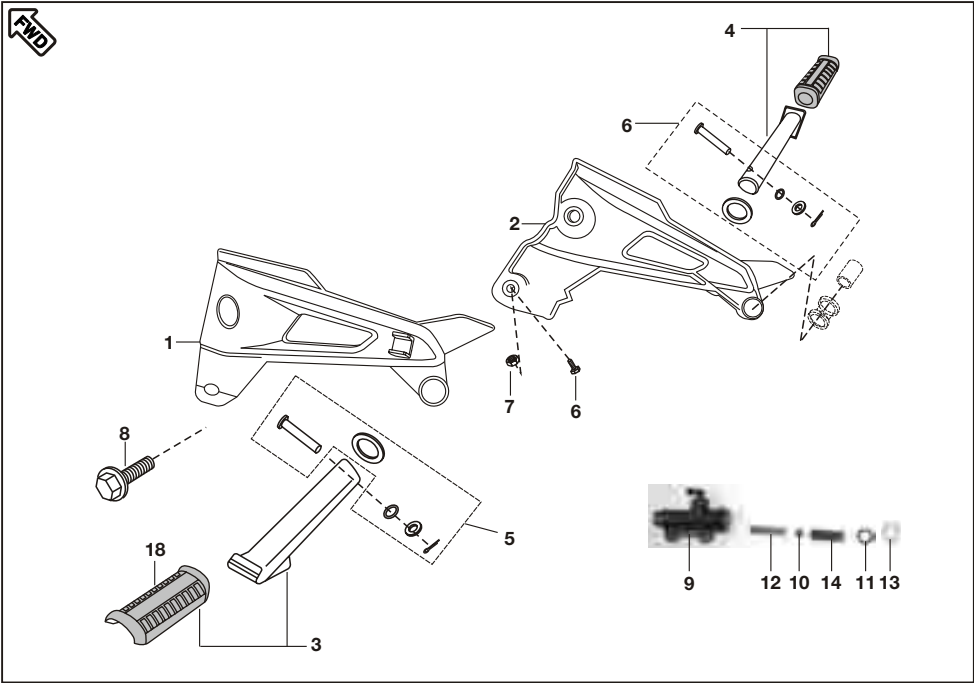
No.	Part No.	Description	Qty/ Veh.	Remarks
1	JC 1610 50	Frame Assly. Comp.	1	(F) Ref. page no. 65
2	DH 1611 12	Cup rear	2	
3	DK 1810 75	Nut	1	
4	DK 1810 76	Cup - Steering	1	
5	36 DV00 07	Bearing Cone Kit	1	
6	DK 1810 50	Cage bearing upper	1	
7	39 1680 04	Flanged bolt	2	
8	DJ 1611 32	Cable Hook LH	1	
9	DJ 1611 33	Cable Hook RH	1	
10	DK 1810 51	Cage bearing lower	1	



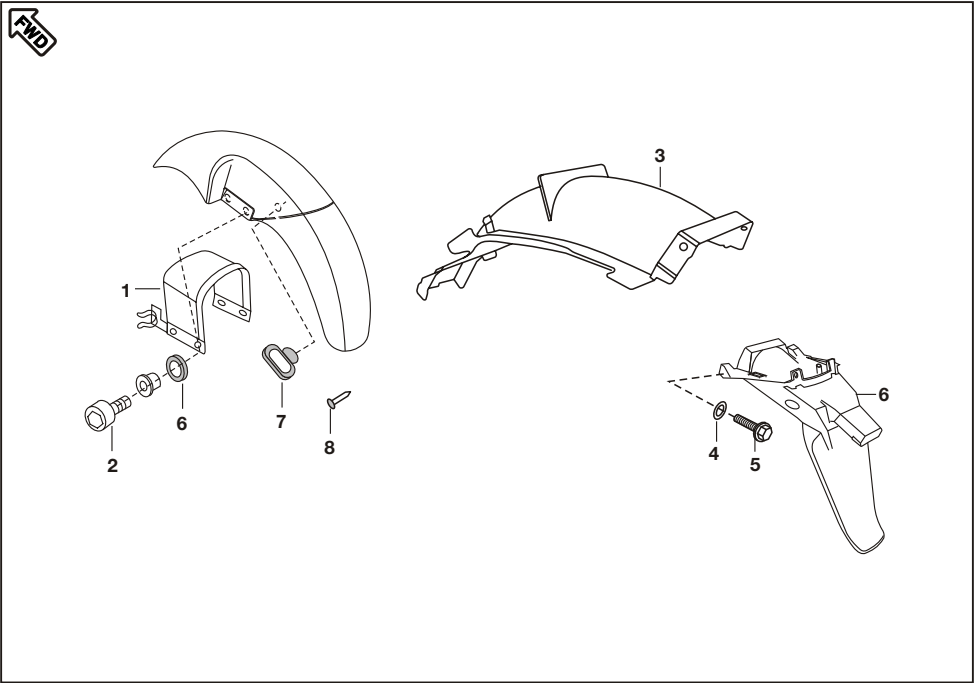
No.	Part No.	Description	Qty/ Veh.	Remarks
1	DK 1710 14	Rear Shock Absorber	2	Ref. page no. 65
2	DG 1710 38	Bolt Pre-coated	2	
3	36 DK00 12	Kit rear shock	1	
4	DK 1710 11	Swing arm assly.	1	
5	DG 1710 18	Needle bearing	2	
6	DK 1710 06	Collar swing arm	2	
7	DG 1710 19	Dust seal swing arm	4	
8	DH 1710 19	'U' nut swing arm	1	
9	DK 1710 03	Shaft swing arm	1	
10	DG 1710 34	Chain slider guard	1	
11	DG 1710 21	Adjuster chain LH	1	
12	DG 1710 20	Adjuster chain RH	1	
13	DJ 1510 47	Plate Chain Adjuster	2	
14	39 0292 15	Hexagon nut	4	
15	35 1710 33	Grease nipple	2	
16	39 0740 11	Plain washer (Nylon)	2	



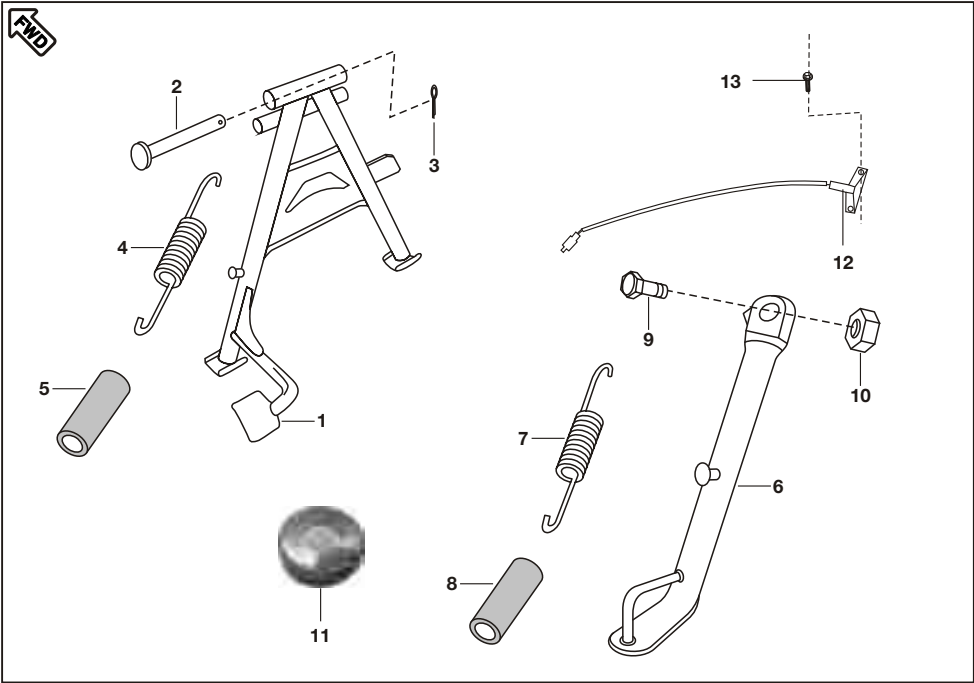
No.	Part No.	Description	Qty/ Veh.	Remarks
1	DJ 1611 26	Main step LH assly. comp.	1	
2	22 1504 51	Flange bolt	4	
3	DJ 1611 27	Main step RH assly. comp.	1	
4	DH 1610 53	Rubber main step	2	
5	DH 1611 94	Kick stopper	1	
6	DX 1610 67	Plate lock pillion step	2	
7	DH 1611 00	Spacer main step	2	
8	39 2475 04	Bolt	2	



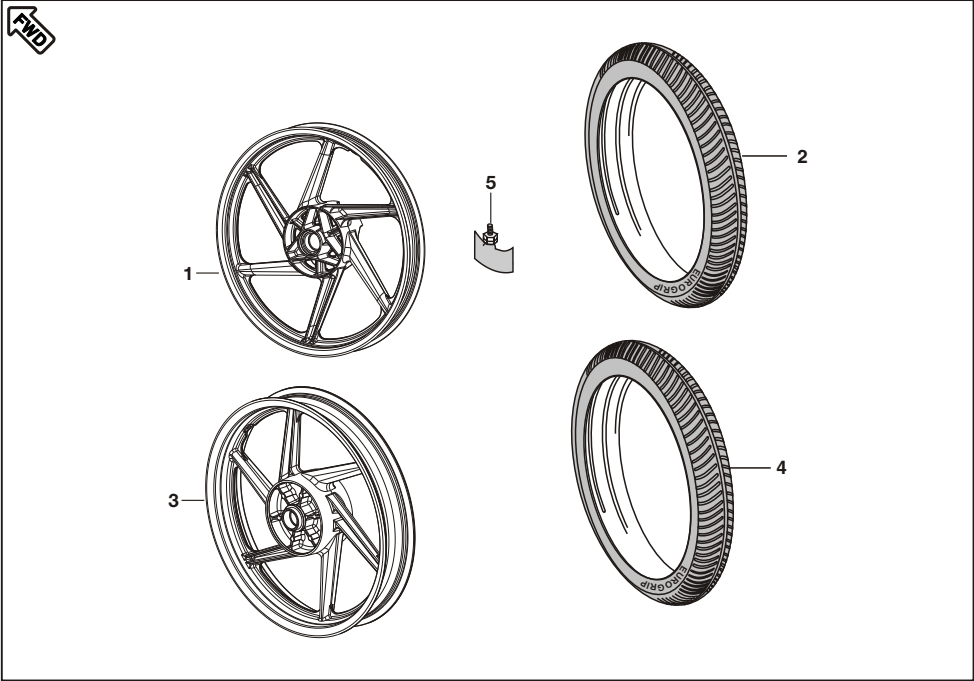
No.	Part No.	Description	Qty/ Veh.	Remarks
1	DK 1611 37	Holder LH step	1	
2	DK 1611 38	Holder RH step	1	
3	DJ 1611 28	Pillion step assly. comp. LH	1	
4	DJ 1611 29	Pillion step assly. comp. RH	1	
5	36 DK00 13	Kit hardware pillion	2	Ref. page no. 65
6	39 1069 01	Hexagonal head screw	2	
7	39 0292 15	Nut	1	
8	39 1741 04	Flanged Bolt	2	Bolt Mtg. LH & RH Holder Step
9	DE 1910 15	Master cylinder body	1	
10	DE 1910 20	Seal primary	1	
11	DE 1910 21	Seal secondary	1	
12	DE 1910 23	Spring	1	
13	DE 1910 24	Circlip	1	
14	DE 1910 25	Rod	1	
15	DE 1910 26	Spring conical	1	
16	DK 1510 43	Rear brake push rod	1	
17	DK 1510 42	Push rod boot	1	
18	DJ 1611 22	Rubber Pillion Step	2	



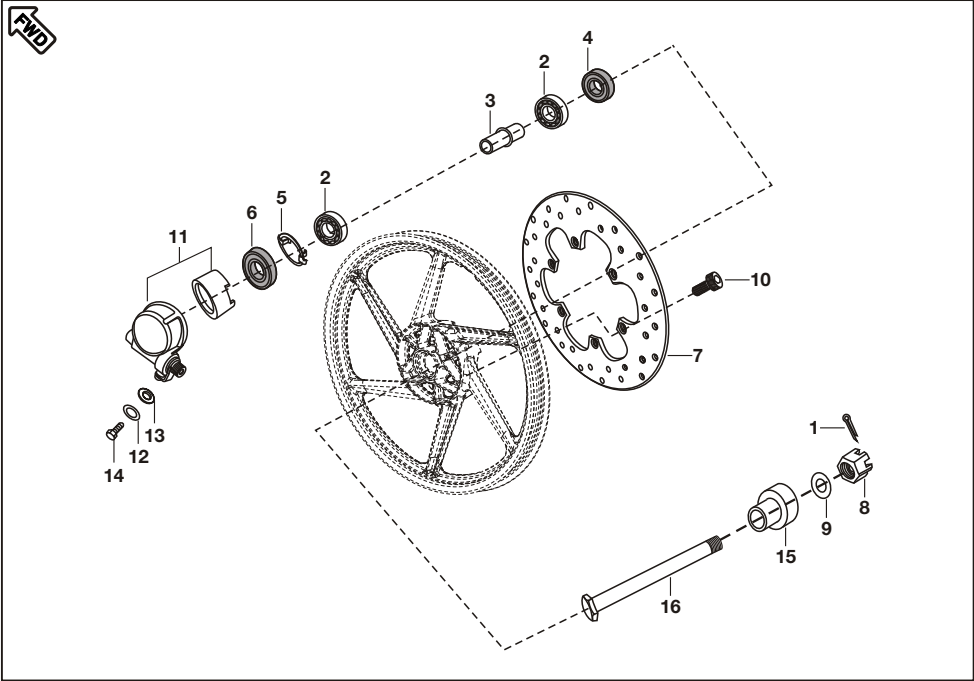
No.	Part No.	Description	Qty/ Veh.	Remarks
1	DK 1610 98	Brace fender	1	
2	59 0400 40	Step bolt	4	
3	DK 1610 86	Fender rear front	1	
4	39 0711 11	Plain washer	4	
5	39 1680 04	Flange bolt	2	
6	DK 1610 85	Fender rear	1	
7	DS 1611 25	Cable guide	1	
8	DJ 1610 69	Nail Cable guide	1	



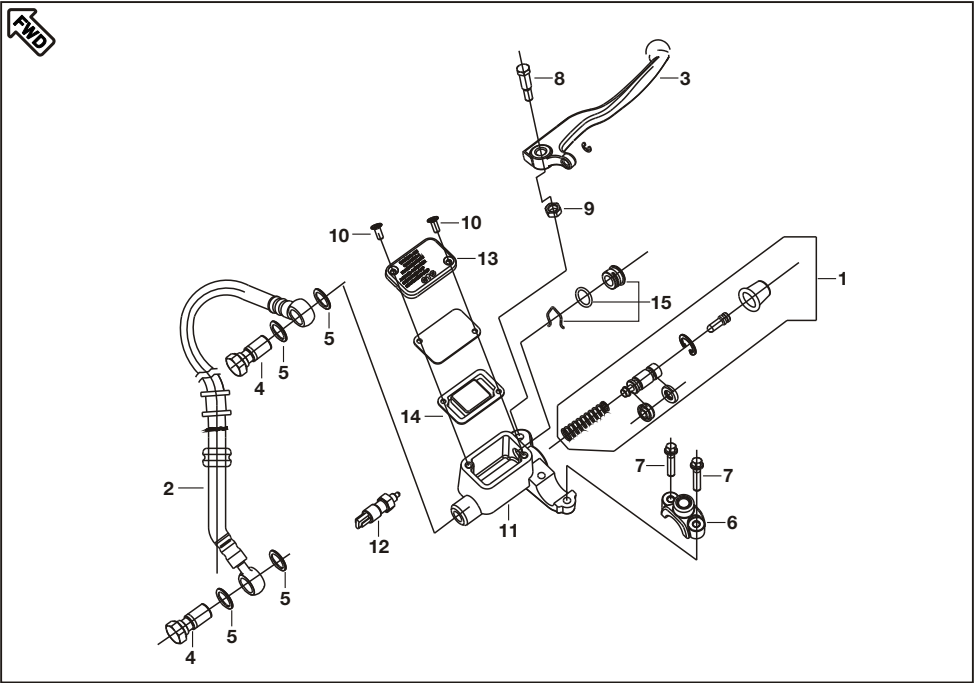
No.	Part No.	Description	Qty/ Veh.	Remarks
1	DK 1611 22	Stand main	1	
2	30 1611 57	Shaft stand	1	
3	39 0787 08	Pin cotter	1	
4	DH 1611 21	Spring main stand	1	
5	DH 1611 45	Cover spring main stand	1	
6	JC 1610 17	Stand side	1	
7	DH 1610 66	Spring side stand	1	
8	DH 1611 46	Cover spring side stand	1	
9	DF 1611 02	Bolt	1	
10	39 0422 15	Nut	1	
11	DJ 2011 06	Magnet assembly	1	
12	JC 2010 39	Side stand switch	1	
13	39 2060 04	Bolt	2	
14	DJ 1612 69	Main Stand Rubber	1	N.I.
15	DJ 1612 70	Side Stand Rubber	1	N.I.



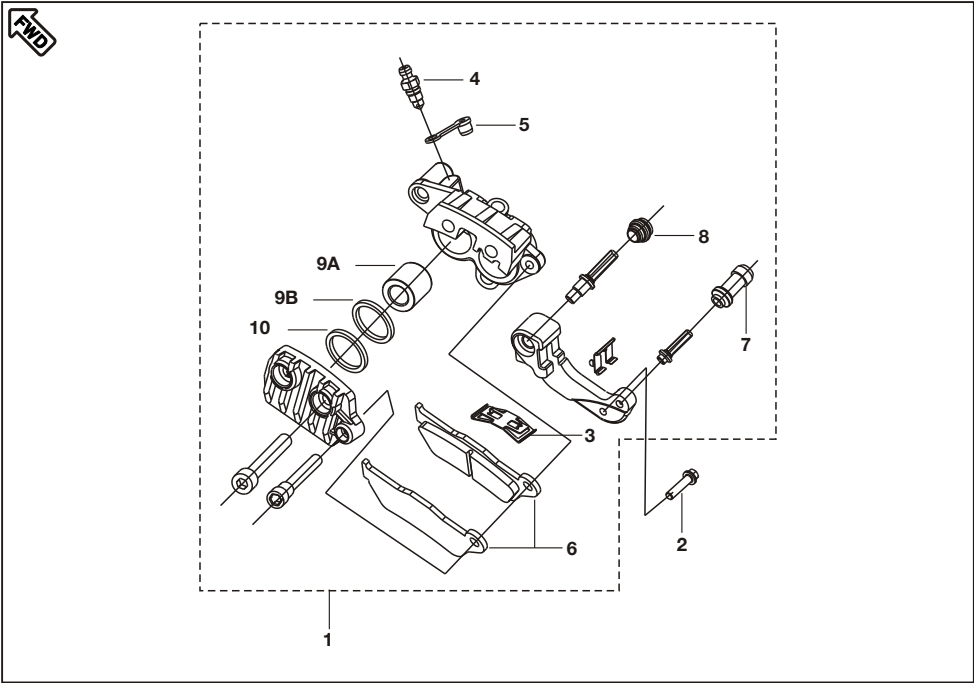
No.	Part No.	Description	Qty/ Veh.	Remarks
1	JC 1510 13	Wheel rim front	1	
2	DK 1510 39	Tubeless tyre front	1	Not serviceable
3	DK 1510 50	Wheel rim rear	1	
4	DK 1510 40	Tubeless tyre rear	1	Not serviceable
5	DK 1510 26	Valve for tubeless tyre	2	



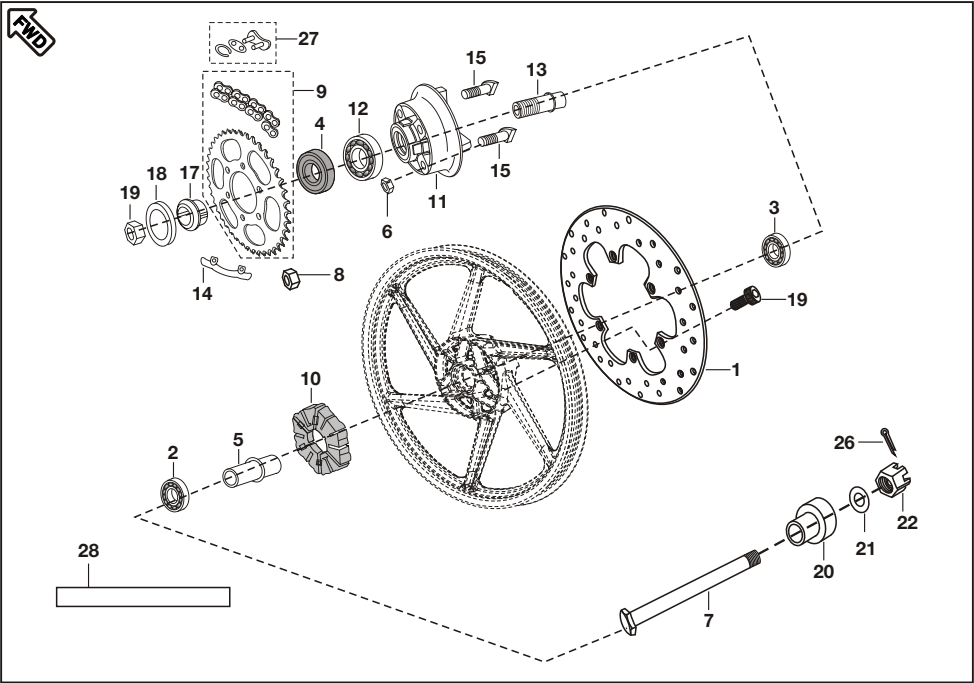
No.	Part No.	Description	Qty/ Veh.	Remarks
1	39 0787 08	Pin cotter	1	
2	39 2241 20	Bearing ball	2	
3	DK 1510 28	Spacer assly.	1	
4	DG 1510 05	Seal oil	1	
5	DE 1510 12	Plate drive	1	
6	DE 1510 08	Seal oil	1	
7	DK 1510 27	Disc	1	
8	DH 1710 19	U nut	1	
9	DG 1510 08	Plain washer	1	
10	DG 1510 49	Hex. soc. hd. bolt	6	
11	DK 1510 53	Assly. Vehicle Speed Sensor	1	(F)
12	59 2100 29	O Ring	1	
13	39 0900 12	Washer	1	
14	39 0840 01	Screw pan	1	
15	DG 1510 07	Collar	1	
16	DK 1510 08	Axle	1	



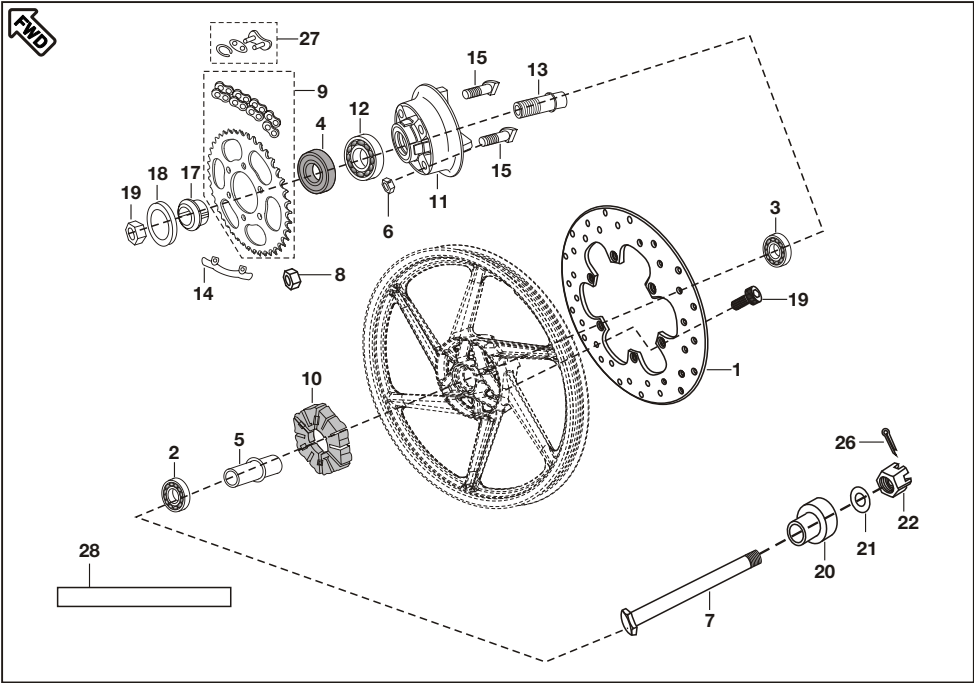
No.	Part No.	Description	Qty/ Veh.	Remarks
1	DE 1910 43	Major Kit - Master Cylinder	1	
2	DK 1510 57	Hose Brake Front	1	
3	DJ 1910 06	Lever Grip RH	1	
4	DE 1910 11	Banjo Bolt	2	
5	DE 1910 10	Washer Copper	4	
6	DE 1910 33	Clamp Holder RH	1	
7	DJ 1910 28	Bolt	2	
8	DJ 1910 29	Bolt Front Brake Lever	1	
9	DJ 1910 30	Nut Flanged	1	
10	DE 1910 30	Screw	2	
11	DJ 1910 32	Cylinder Master	1	
12	DJ 2011 00	Front brake switch	1	
13	DE 1910 29	Reservoir Cover	1	
14	DE 1910 28	Diaphragm	1	
15	DE 1910 35	Oil Window Kit	1	
16	DK 1810 49	Hose clamp	1	
17	DG 1810 34	Grommet	1	
18	DK 1810 37	Clamp Brake Hose (Upper)	1	Ref. Cir. D-27 (N.I.)
19	DK 1810 48	Clamp (Lower)	1	Ref. Cir. D-27 (N.I.)



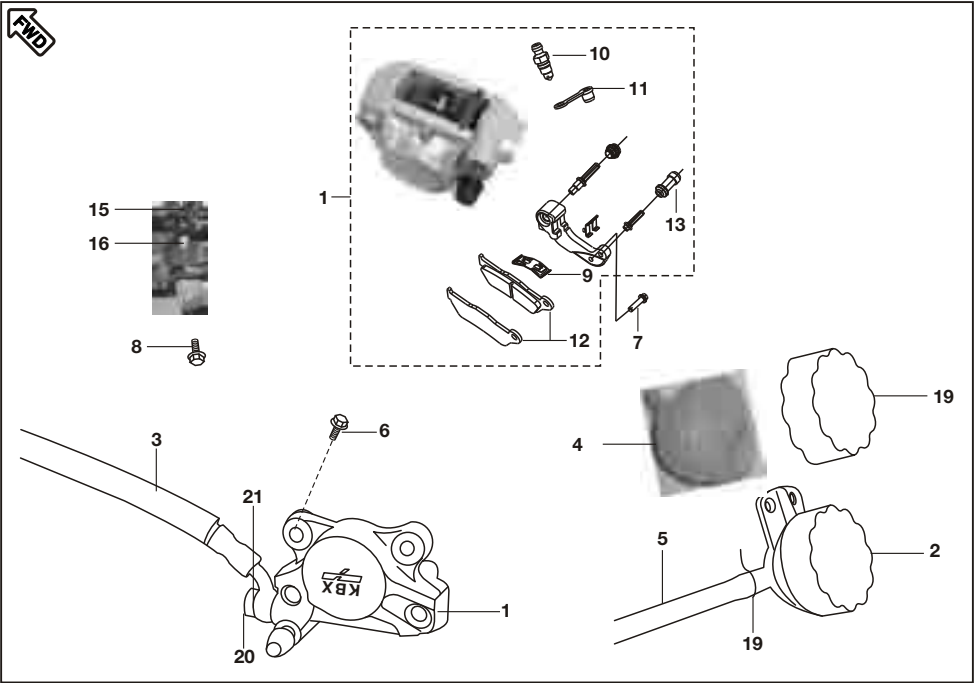
No.	Part No.	Description	Qty/ Veh.	Remarks
1	DK 1510 54	Caliper Assly. Front	1	
2	39 1769 04	Bolt Flanged	2	
3	DE 1510 48	Spring Pad	1	
4	DE 1510 46	Bleeder Screw	1	
5	DE 1510 47	Bleeder Cap	1	
6	DE 1510 37	Disc Pad Set	1	
7	DE 1510 43	Insulator	1	
8	DJ 1510 73	Protection Boot	1	
9	DE 1510 51	Minor kit caliper	1	
10	DE 1510 52	Major kit caliper	1	



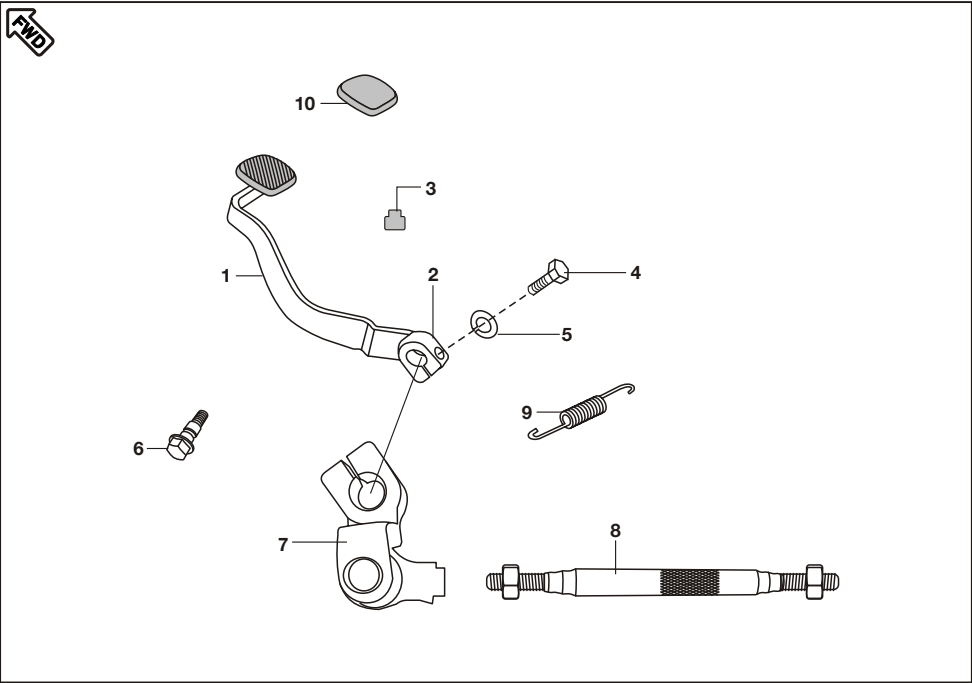
No.	Part No.	Description	Qty/ Veh.	Remarks
1	DK 1510 24	Rear disc	1	Ref. page no. 66
2	39 2686 20	Ball bearing	1	
3	39 2687 20	Ball bearing	1	
4	30 1510 82	Seal oil	1	
5	DK 1510 22	Collar bearing assly.	1	
6	39 1997 15	Nut hex small	6	
7	DK 1510 09	Axel rear	1	
8	DH 1710 19	"U" nut	1	
9	36 DK00 40	Chain sprocket kit	1	
10	DJ 1510 88	Coupling rubber	1	
11	JC 1510 16	Coupling	1	
12	DK 1510 13	Ball Bearing	1	
13	DK 1510 15	Sleeve	1	
14	DS 1510 74	Washer lock	6	
15	DS 1510 73	Stud	2	



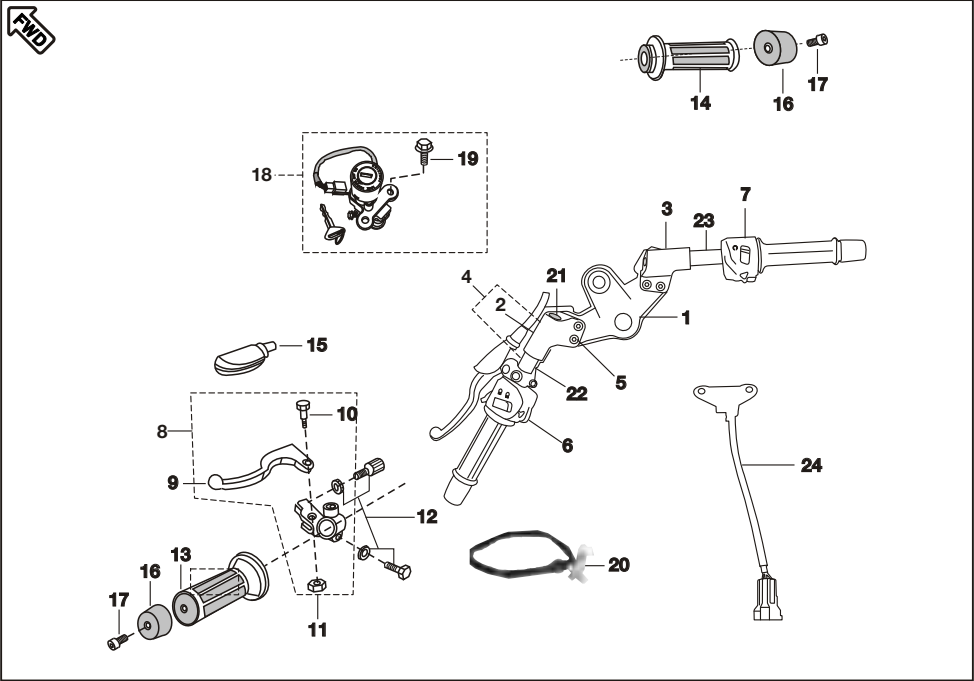
No.	Part No.	Description	Qty/ Veh.	Remarks
16	DK 1510 12	Oil Seal	1	
17	39 2038 04	Bolt socket	6	
18	DK 1510 14	Spacer for coupling	1	
19	39 0794 15	Hex lock nut	1	
20	DK 1510 17	Spacer	1	
21	DG 1510 08	Washer	1	
22	DG 1510 49	Hex soc. HD bolt	6	
23	DG 1510 07	Coller	1	
24	39 0781 11	Plain washer	1	
25	39 0786 15	Hex slotted nut	1	
26	39 0787 08	Pin cotter	1	
27	DK 1510 36	Drive chain lock	1	
28	DK 1510 52	Caliper mounting bracket	1	
29	39 2310 04	Flanged bolt	2	
30	39 2481 04	Flanged bolt	2	



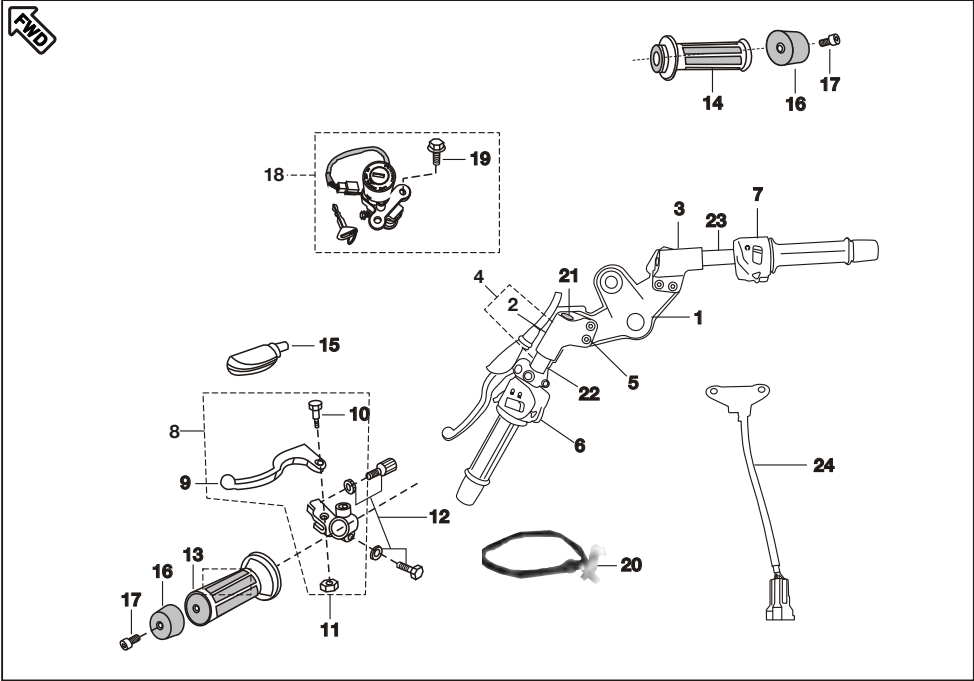
No.	Part No.	Description	Qty/ Veh.	Remarks
1	DK 1510 59	Caliper assembly rear	1	
2	DK 1510 31	Master assembly	1	
3	DK 1510 32	Hose disc brake	1	
4	DK 1510 33	Reservoir rear disc brake	1	
5	DK 1510 34	Reservoir tube	1	
6	39 2310 04	Flange bolt	2	
7	39 2481 04	Caliper bracket bolt	2	
8	39 1769 04	Bolt Flanged	2	
9	DK 1510 41	Spring Pad	1	
10	DK 1510 67	Bleeder Screw	1	
11	DK 1510 66	Bleeder Cap	1	
12	DK 1510 38	Rear Caliper Pad with Shims	1	
13	DE 1510 43	Insulator	1	
14	DK 1510 52	Caliper mounting bracket	1	
15	DK 1510 42	Boot master cylinder	1	
16	DK 1510 43	Push rod assembly	1	
17	DE 1910 15	Rear master cylinder	1	
18	DK 1510 45	Master cylinder cap	1	
19	DK 1510 63	Clip for reservoir tube	2	
20	DK 1510 69	Banjo Bolt	1	
21	DE 1910 10	Copper Washer	1	
22	DK 1510 70	Kit R/Caliper Major/KBX	1	N.I.
23	DK 1510 71	Kit R/Caliper Minor/KBX	1	N.I.
24	DK 1510 72	Diaphragm Reservoir - KBX	1	N.I.
25	DK 1510 73	Kit R/Master Cyl/Major	1	N.I.
26	DJ 1910 56	Cylinder Master Micro SW-KBX	1	N.I.
27	DJ 1910 58	Cylinder Master Micro SW-ETS	1	N.I.
28	DK 1510 38	RR Brake Caliper Pad (with Shims)	1	N.I.



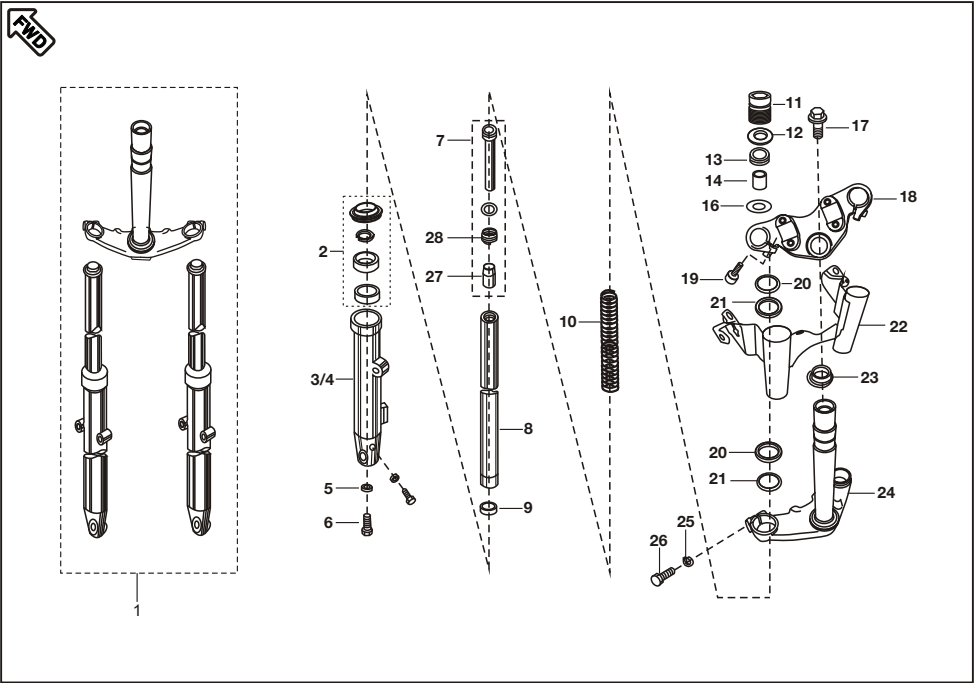
No.	Part No.	Description	Qty/ Veh.	Remarks
1	DK 1910 12	Lever Brake Pedal	1	
2	DK 1011 84	Boss lever change	1	
3	DG 1013 39	Damper	1	
4	DK 1011 86	Bolt pivot lever change	1	
5	DK 1011 85	Washer pivot bolt	1	
6	DK 1011 87	Collar pivot bolt	1	
7	DK 1011 77	Lever change arm	1	
8	DK 1011 80	Tie rod	1	
9	DK 1910 13	Spring brake pedal	1	
10	DK 1510 46	Brake pedal rubber	1	



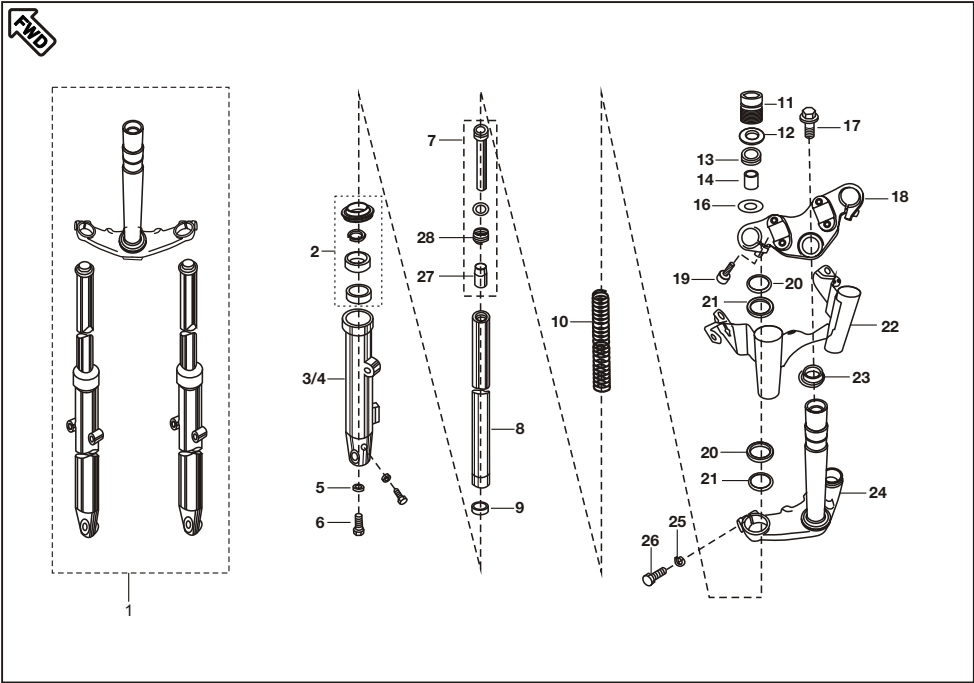
No.	Part No.	Description	Qty/ Veh.	Remarks
1	DK 1810 63	Upper Bracket Black	1	
	DK 1810 27	Upper Bracket Silver	1	
2	DK 1810 30	Holder handle LH	1	For Silver color
	DK 1810 60	Holder handle LH	1	For black color
3	DK 1810 32	Holder handle RH	1	For Silver color
	DK 1810 62	Holder handle RH	1	For black color
4	DK 1810 39	Holder handle LH Assly.	1	
	DK 1810 59	Holder handle LH Assly.	1	For black color
5	DK 1810 44	S.S. Hex. Socket Bolt M8	4	
6	JC 2010 17	Control Switch LH	1	
7	JC 2010 18	Control Switch RH	1	
8	DJ 1910 69	Lever & Support Holder Assly.	1	
9	DJ 1910 55	Lever LH	1	
10	DL 1910 14	Stud lever handle	1	
11	39 1184 15	Self locking nut	1	
12	36 DK00 19	Kit hardware holder LH	1	Ref. page no. 66
13	DH 1910 07	Grip LH	1	
14	DH 1910 08	Grip RH	1	
15	DS 1910 52	Lever Boot LH - Self	1	
16	DK 1810 43	Handle bar weight	2	
17	DK 1810 58	Bolt - Hex. Socket Head M8 X 40	2	



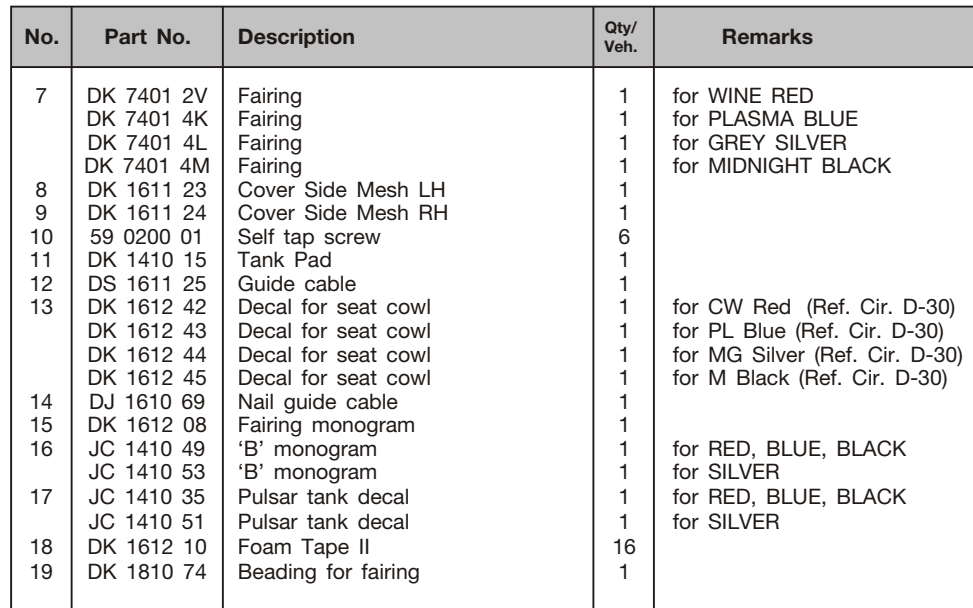
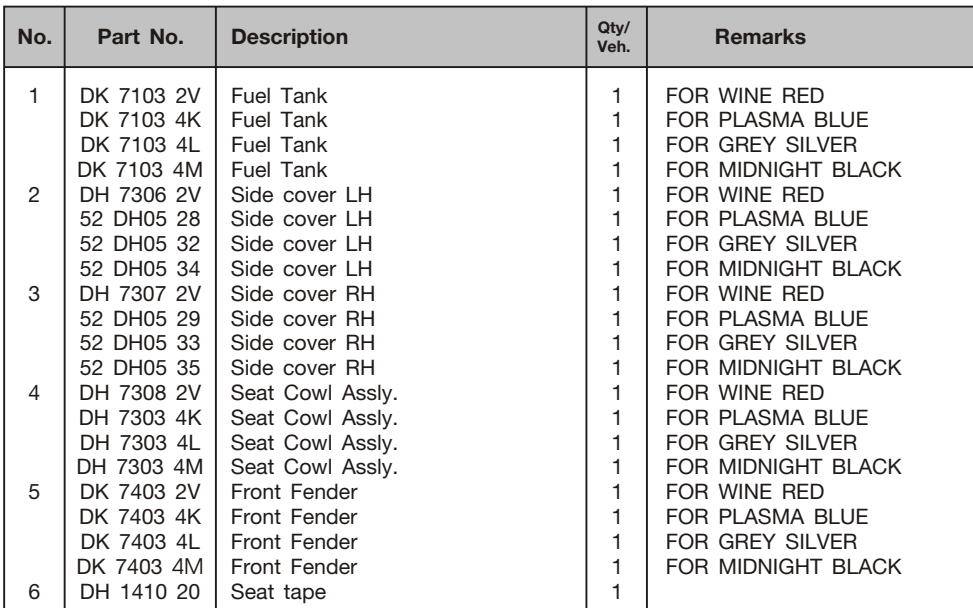
No.	Part No.	Description	Qty/ Veh.	Remarks
18	JC 1810 29	Lock Set Assly. 4 in 1	1	
19	39 1943 04	Flange bolt M6	2	
20	DK 2010 83	Clutch Switch	1	
21	DK 1810 36	Plug Handle Holder	2	
22	DK 1810 29	Handle bar tube LH	1	
23	DK 1810 33	Handle bar tube RH	1	
24	DK 2010 76	Hall Sensor	1	
25	DH 1910 17	Pipe throttle	1	Figure Require
26	DK 2010 39	Magnet Assly. for Self Cancellation	1	N.I.
27	36 DK00 52	Handle Bar Bolt Kit	1	N.I.

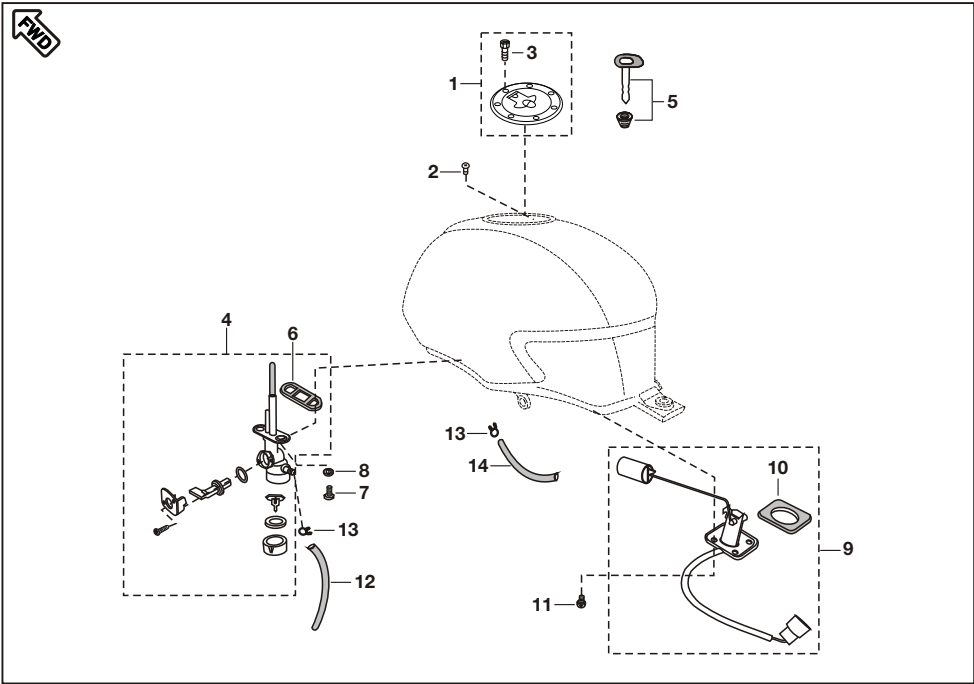


No.	Part No.	Description	Qty/ Veh.	Remarks
1	DK 1810 72	Fork front	1	
2	DK 1810 19	Oil seal	2	
3	DK 1810 56	Outer Tube LH	1	
4	DK 1810 57	Outer Tube RH	1	
5	30 1810 26	Gasket	2	
6	30 1810 25	Bolt	2	
7	DS 1810 77	Cylinder comp. fork	2	
8	DK 1810 70	Pipe comp. suspension inner	2	
9	DK 1810 11	Slide Bush	2	
10	DK 1810 73	Spring front fork	2	
11	DK 1810 22	Bolt fork	2	
12	DK 1810 23	'O' ring	2	
13	30 1810 28	Seat fork spring	2	
14	DK 1810 71	Spacer Tube	2	
15	DK 1810 48	Clamp for brake hose	1	

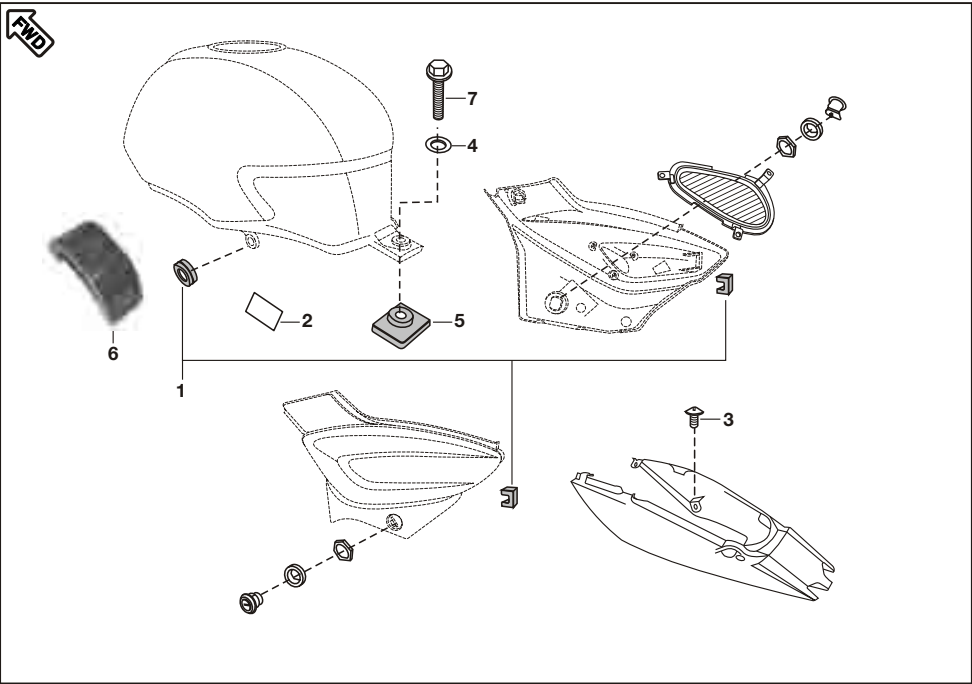


No.	Part No.	Description	Qty/ Veh.	Remarks
16	DK 1810 18	Washer	2	
17	59 0400 05	Bolt	1	
18	DK 1810 27	Holder fork upper	1	
19	DG 1810 08	Socket Bolt	2	
20	JC 1810 23	Cushion Rubber	2	
21	JC 1810 22	Cover Trail B	4	
22	JC 1810 24	Lamp Shade asly.	1	
23	DG 1810 45	Bearing cone	1	
24	DK 1810 24	Holder fork under	1	
25	DK 1810 25	Spring washer	2	
26	DK 1810 26	Bolt	2	
27	DK 1810 17	Guide bush	1	
28	DK 1810 13	Rebound spring	2	

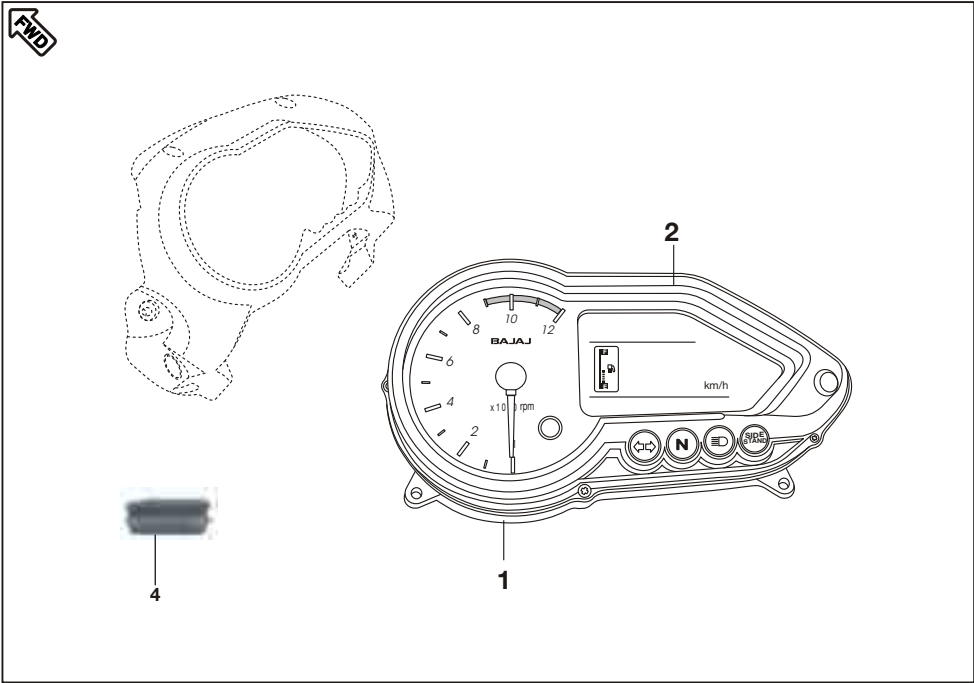




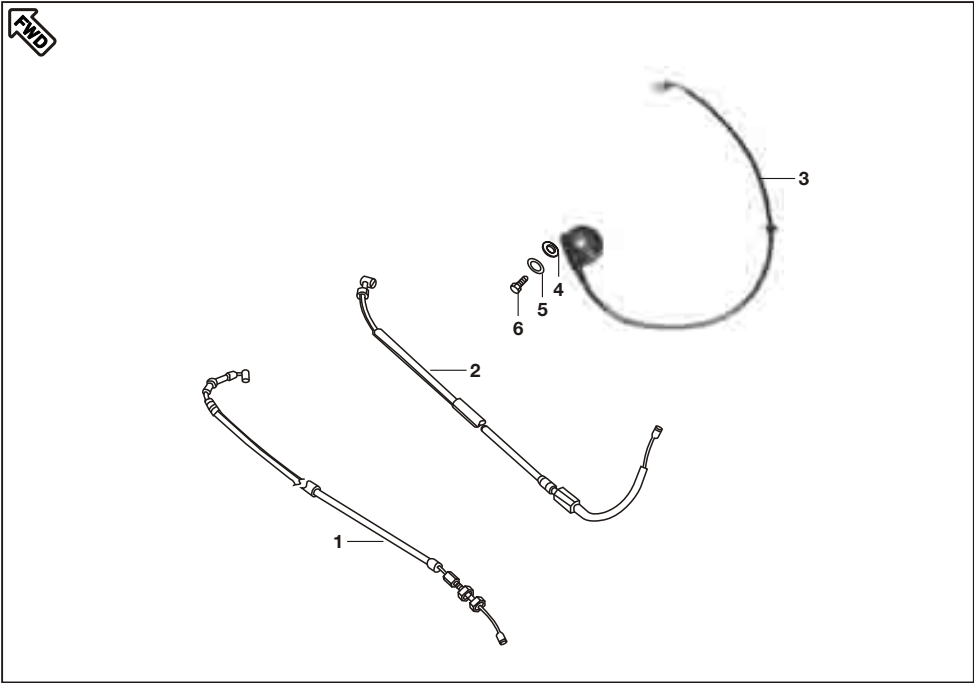
No.	Part No.	Description	Qty/ Veh.	Remarks
1	DK 1410 14	Cap Assly. Tank	1	Alt. 39 1780 01
2	39 0840 01	Pan head screw	1	
3	39 2381 04	Hex. Soc Hd. cap screw	7	
4	DK 1410 01	Tap Assly	1	
5	DH 1410 48	Rotor with key	1	
6	30 1410 36	Packing	1	
7	DD 1410 22	Bolt flanged	2	
8	39 0740 11	Plain Washer	2	
9	DK 2010 65	Gauge Fuel	1	
10	39 2758 21	Gasket fuel Gauge	1	
11	30 1410 32	Bolt	4	
12	DJ 1410 06	Tube fuel	1	
13	BA 1220 03	Pipe clip	1	
14	DH 1410 24	Drain tube	1	
15	JC 1410 34	Spring drain tube	1	



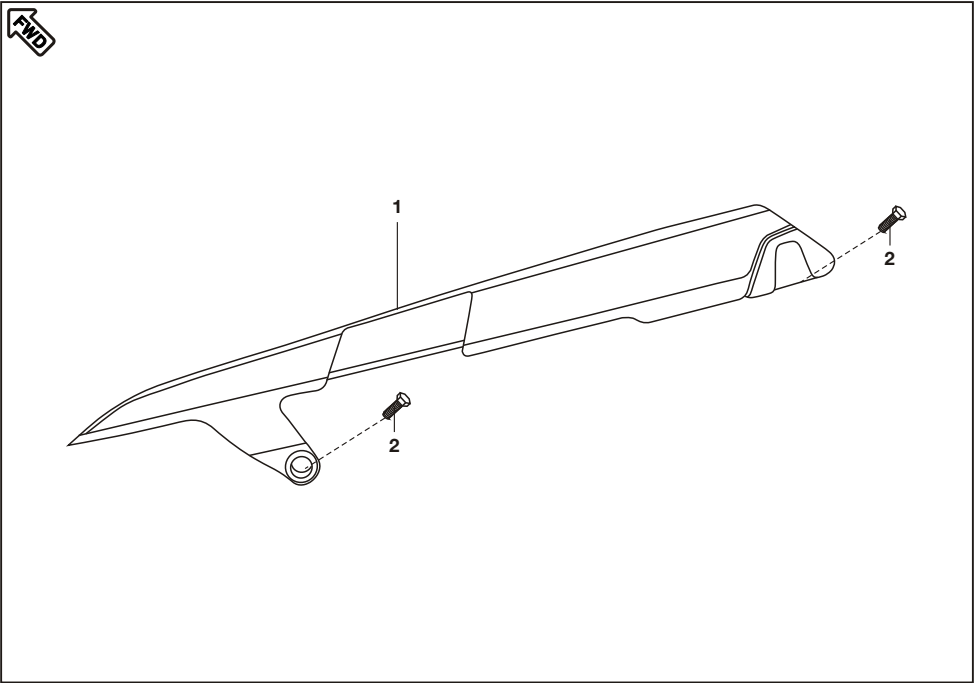
No.	Part No.	Description	Qty/ Veh.	Remarks
1	DK 1611 85	Grommet Kit For side cover	1	Ref. Page No. 66
2	DH 1410 31	Tape tank inner	2	
3	39 1607 01	Screw	2	
4	39 2424 11	Plain Washer	1	
5	DH 1410 23	Damper Rear	1	
6	DJ 1410 08	Damper front	2	
7	39 1556 04	Flanged Bolt	1	



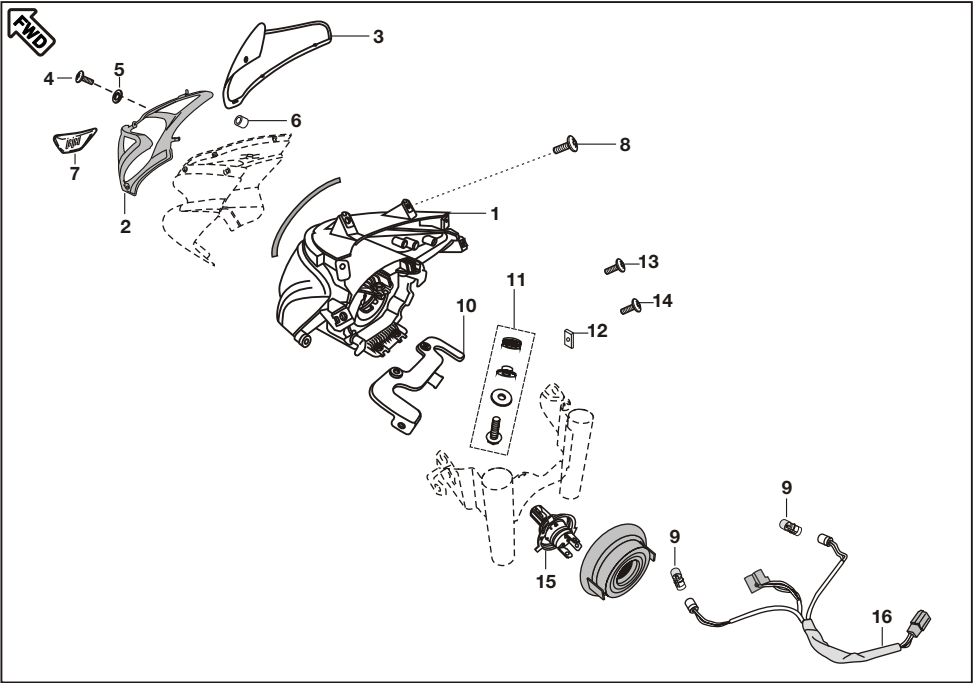
No.	Part No.	Description	Qty/ Veh.	Remarks
1	JC 1910 18	Meter Assly / Instrument Cluster	1	(For F)
2	DJ 2011 59	Speedometer top cover	1	
3	DJ 2011 82	Speedo gasket	1	
4	JN 1814 06	Bead Speedo Flap	1	Ref. Cir. D-28



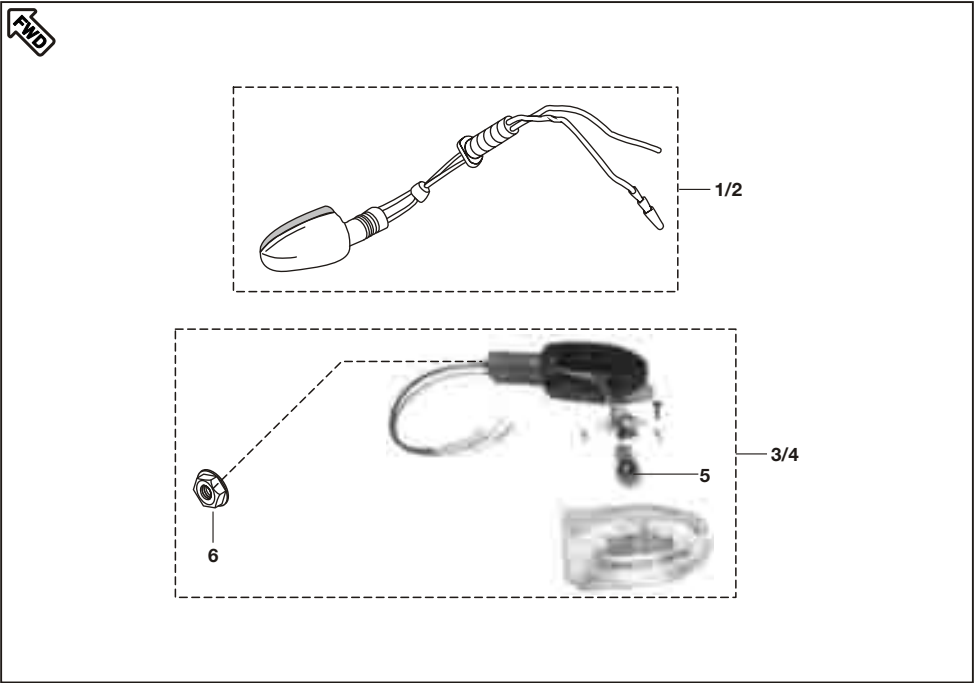
No.	Part No.	Description	Qty/ Veh.	Remarks
1	JC 1910 19	Assembly Throttle	1	
2	JC 1910 04	Cable Clutch	1	
3	DK 2010 98	Sensor speedometer cable	1	(F)
4	59 2100 29	'O' ring	1	
5	39 0900 12	Washer	1	
6	39 0840 01	Screw	1	
7	JC 2010 46	Stopper	1	N.I.
8	JC 1510 20	Case Meter Housing W/o speed sensor	1	Cir. D-21 (N.I.)
9	JC 2010 50	Kit Hardware- Speed Sensor	1	Cir. D-21 (N.I.)



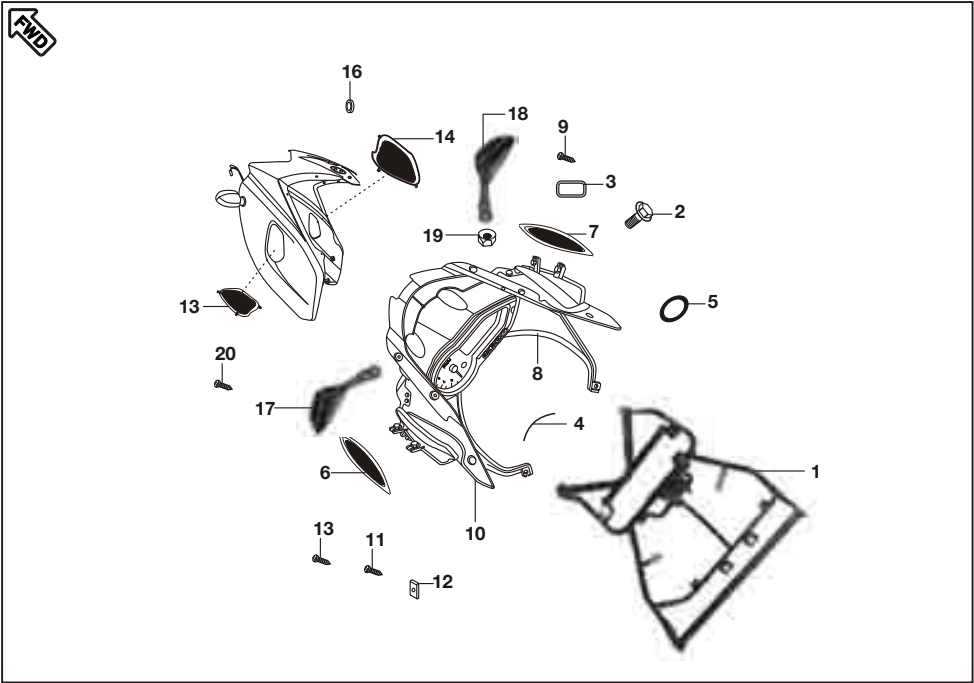
No.	Part No.	Description	Qty/ Veh.	Remarks
1	DK 1611 99	Cover chain	1	
2	DH 1612 83	Bolt	3	



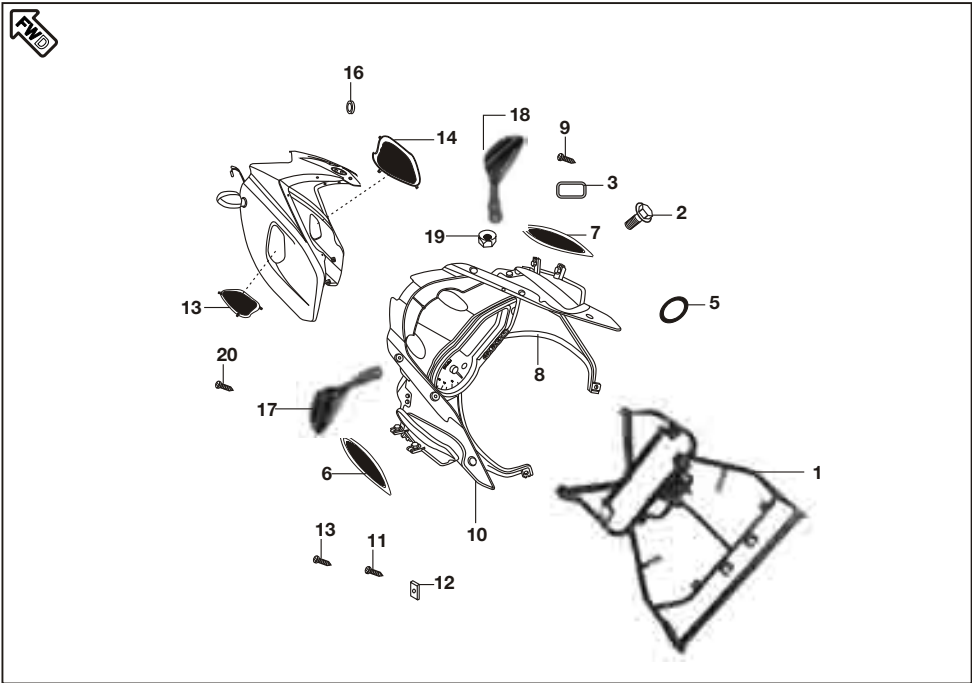
No.	Part No.	Description	Qty/ Veh.	Remarks
1	DK 2010 56	Head Lamp assly. without bulb	1	(For F)
2	DJ 1811 20	Back cover	1	
3	DK 1610 69	Wind Shield	1	
4	DF 1810 98	Bolt	4	
5	39 2141 24	Non Metallic Washer	4	
6	DL 1810 10	Well Nut	4	
7	DK 1612 08	Decal Wind Shield	1	
8	39 1907 01	M5 x 15L mushroom HD	2	
9	DK 2010 44	Bulb	2	
10	DH 1810 52	Fairing mounting upper bracket	1	
11	36 DK00 21	Kit hardware mtg. bracket	1	Ref. page no. 66
12	DJ 1810 65	Clip Nut	4	
13	39 0716 01	Screw pan cross	2	
14	39 1524 01	Screw pan cross	2	
15	DK 2010 43	Headlight bulb	1	
16	DK 2011 17	Wiring harness for HL	1	



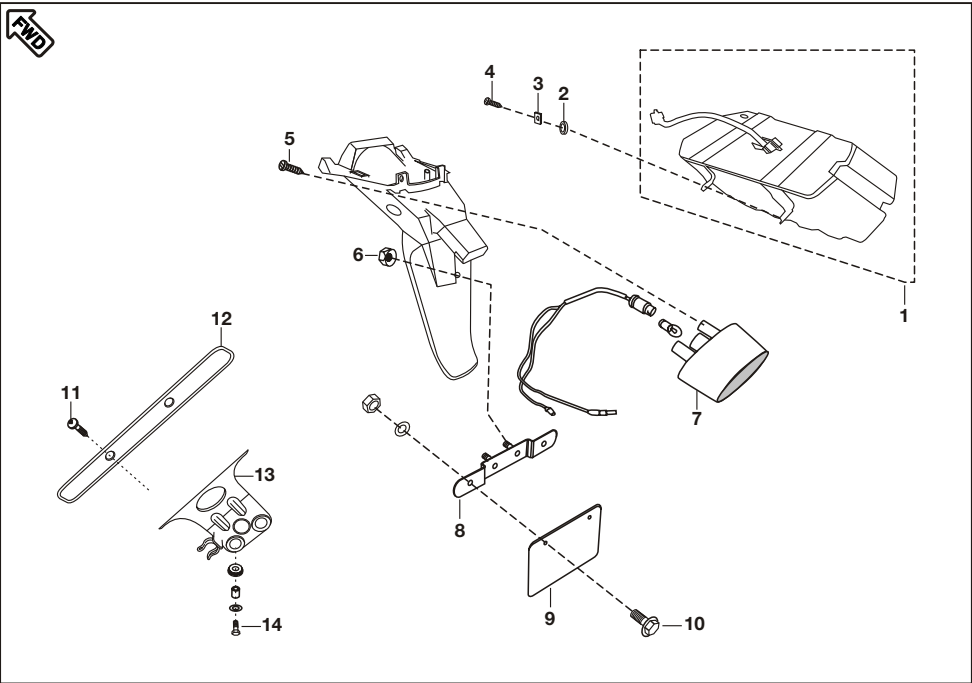
No.	Part No.	Description	Qty/ Veh.	Remarks
1	DJ 2012 08	Indicator front LH	1	(For F)
2	DJ 2012 09	Indicator front RH	1	
3	DJ 2012 06	Indicator rear LH	1	
4	DJ 2012 07	Indicator rear RH	1	
5	GH 2010 12	Lamp	1	
6	39 1970 15	Hex Nut Flange	4	
7	DK 2010 39	Magnet assly blinker self cancellation	1	



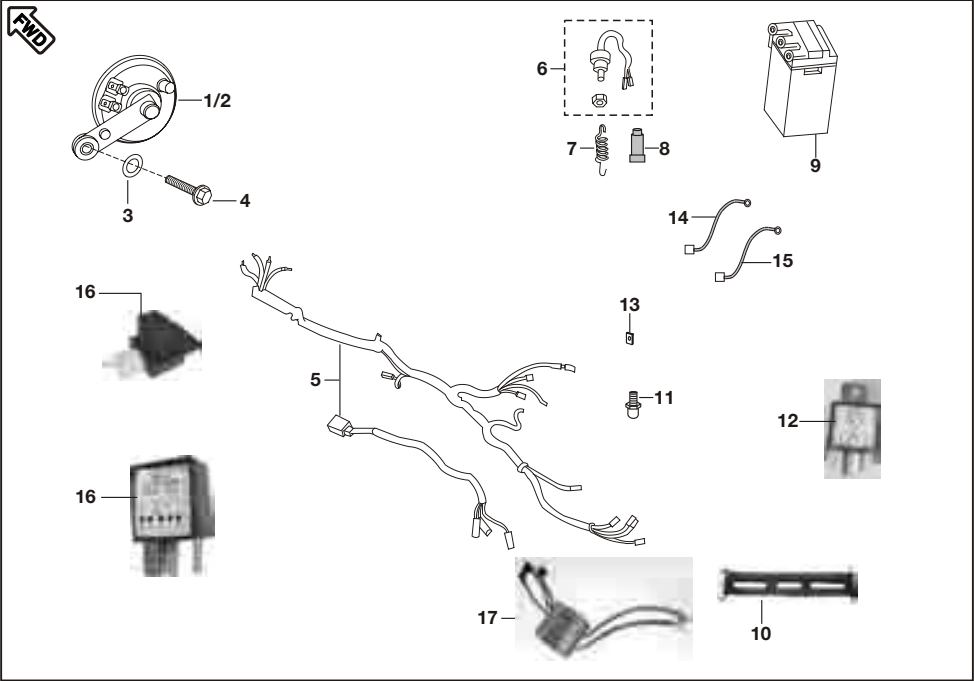
No.	Part No.	Description	Qty/ Veh.	Remarks
1	DK 1610 78	Faring mtg. structure	1	
2	39 1957 04	Flange bolt	2	
	39 1956 04	Flange bolt	2	
3	DK 1610 81	Rubber grommet fearing mtg.	4	
4	DK 1610 82	Sleeve fearing	1	
5	DK 1611 26	Damper for fearing	4	
6	DK 1610 70	Fearing air intake LH	1	
7	Dk 1610 71	Fearing air intake RH	1	
8	DK 1610 73	Fearing Back Cover Assly	1	
9	59 0200 01	Self tapping screw	4	
10	DK 1610 73	Fearing back cover assly.	1	
11	39 1778 02	Self tapping screw for speedo	1	
12	DJ 1612 29	Clip nut	1	
13	39 1907 01	Screw	12	
14	DK 1611 76	Fearing mesh LH	1	
15	DK 1610 77	Fearing mesh RH	1	



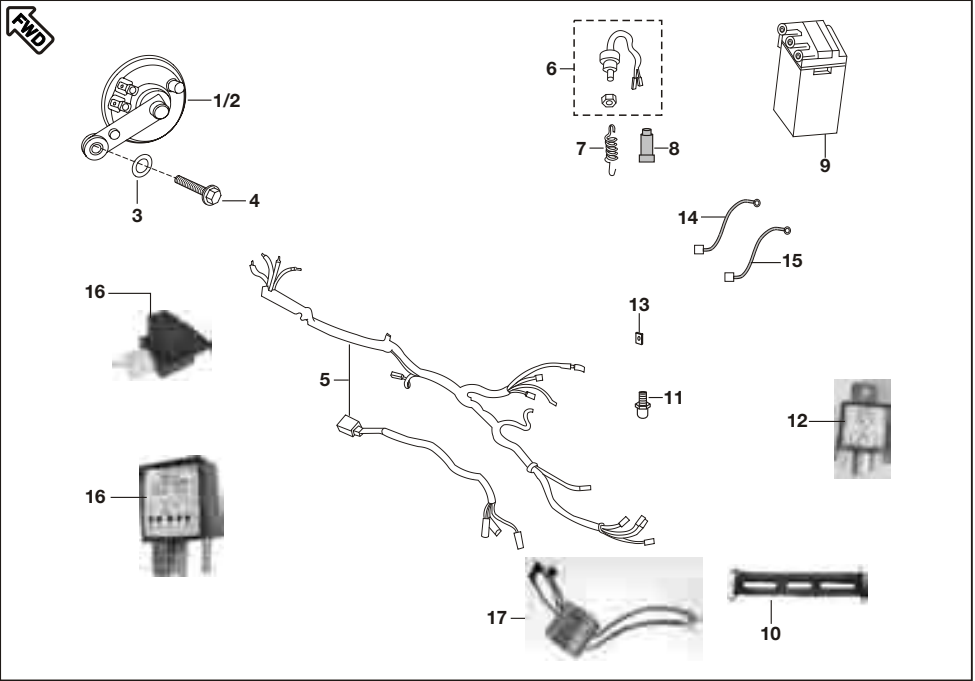
No.	Part No.	Description	Qty/ Veh.	Remarks
16	39 1918 24	Washer	6	
17	DK 2210 14	Mirror assly. LH	1	
18	DK 2210 15	Mirror assly. RH	1	
19	DK 2210 01	Nut for mirror	1	
20	59 0200 01	Screw (self tapping)	6	
21	DK 1810 74	Beading for fairing	1	
22	DK 1612 10	Tape	16	
23	DK 1611 52	Nylon bush for fairing	2	
24	DK 1611 25	Rubber for mirror	2	



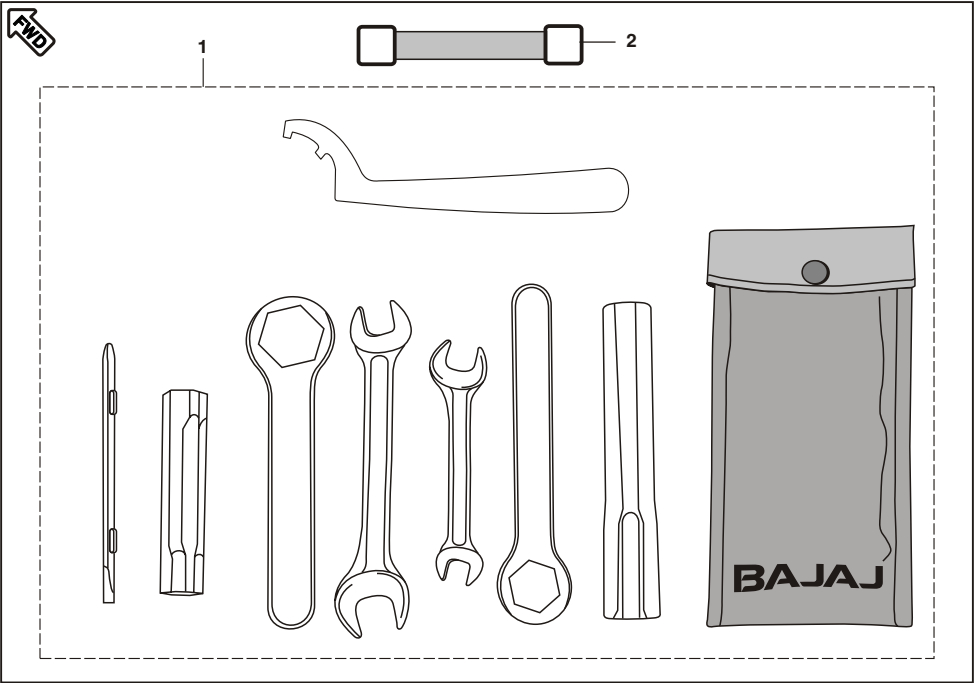
No.	Part No.	Description	Qty/ Veh.	Remarks
1	DK 2010 03	Tail light with Lamp	1	
2	DH 1612 93	Damper	2	
3	DK 1611 53	Clip Nut	4	
4	59 0100 13	Screw pan cross	4	
5	39 0705 01	Truss Screw	2	
6	39 1972 15	Bolt flange	2	
7	JW 4010 11	No. Plate illumination	1	
8	DJ 1610 72	Rear No. plate bkt.	1	
9	DP 1611 45	Number plate Rear	1	
10	39 1680 04	Hex Flanged Bolt	2	
11	39 1783 01	Truss Screw	2	For Front No. Plate
12	DP 1611 44	Number plate front	1	
13	DS 1810 26	No. plate mounting bracket	1	(For F)
14	39 1773 04	Bolt flange	2	
15	DK 1611 64	Blinker mounting bracket	1	



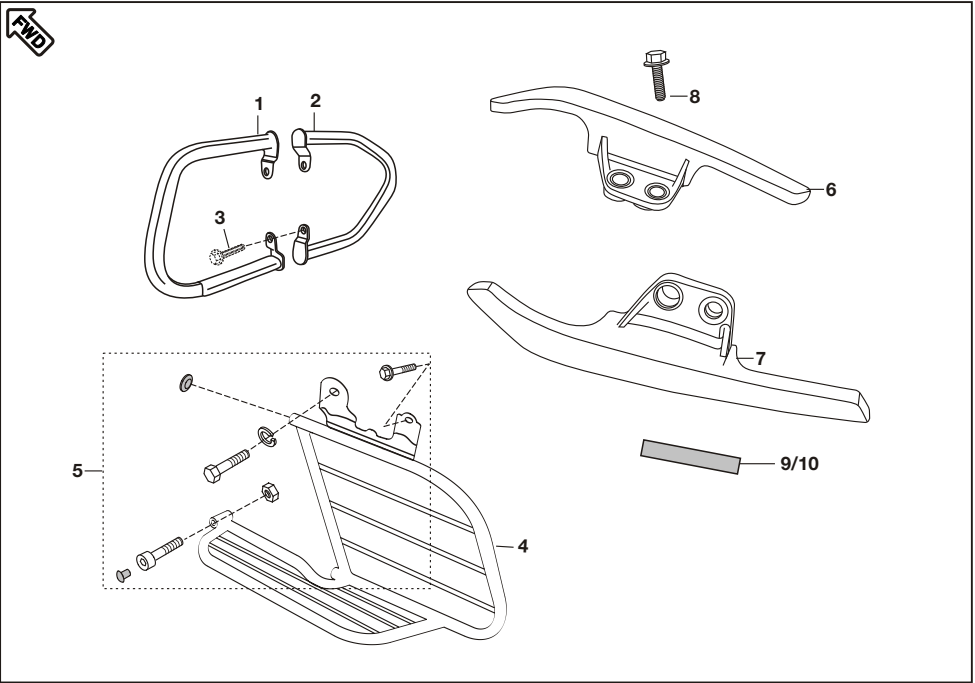
No.	Part No.	Description	Qty/ Veh.	Remarks
1	DK 2010 37	Horn LH stay	1	(For F)
2	DK 2010 38	Horn RH stay	1	(For F)
3	39 1507 11	Plain Washer	1	
4	39 1956 04	Flange Bolt	1	
5	JC 2010 41	Wiring Harness	1	(For F)
	DK 2010 82	Harness Wiring (ST.Relay Soltype)	1	Ref. Cir. D-9
6	31 2010 79	Rear Brake Switch	1	Alt. DS 2010 29
7	DK 1910 14	Spring Brake Switch	1	
8	DH 2010 19	Grommet Rear Brake Switch	1	
9	DJ 2011 25	Battery (12V-9A)	1	N.S.
	24 2011 68	Battery (12V-9AH) Dry Charged	1	
10	DJ 1612 47	Band Battery	1	



No.	Part No.	Description	Qty/ Veh.	Remarks
11	39 1551 04	Flange Bolt	1	
12	DK 2010 78	Starter Relay / Damper	1	
13	DJ 1810 65	Clip Nut	4	
14	DJ 2010 20	Cable assly. (Battery to St. Relay)	1	
15	DK 2010 28	Cable assly. (Battery to Earth)	1	
16	AL 2010 12	Main relay	1	
17	JC 2010 40	B.C.U.	1	(For F)
	DK 2010 86	Body Control Unit DC K3	1	Ref. Cir. D-9
18	DK 2010 81	Cable Assly. ST Relay to ST.Motor	1	Ref. Cir. D-9 (N.I.)



No.	Part No.	Description	Qty/ Veh.	Remarks
1	DK 2210 11	Tool Kit	1	For reference only not to service separately
*	DF 2010 43	Tool Driver	1	
*	DH 2210 05	Tool Wrench (Box 16 mm)	1	
*	DG 2210 40	Tool Wrench (10 X 13)	1	
*	DG 2210 11	Tool Wrench (14 X 17)	1	
*	30 2210 10	Plier	1	
*	DJ 2210 13	Tool Bag	1	
*	DJ 2210 07	Tool wrench (27/22 A/F)	1	
*	DJ 2210 12	Tool bar	1	
*	DG 2210 10	Tool wrench	1	
2	DK 2210 24	"O" ring for tool kit	2	



No.	Part No.	Description	Qty/ Veh.	Remarks
1	36 DK00 33	Leg Guard Kit	1	Ref. page no. 66
3	39 2310 04	Flange bolt	4	
4	DK 1611 76	Sari Guard Assly.	1	
5	36 DK00 23	Kit hardware sari guard	1	
6	DK 1611 47	Grab handle LH	1	
	DK 1612 17	Grab handle LH	1	For black colour
7	DK 1611 48	Grab handle RH	1	For black colour
	DK 1612 18	Grab handle RH	1	
8	39 2310 04	Bolt Flange	4	
9	DJ 1610 79	Foam LH For grab	1	
10	DJ 1610 80	Foam RH For grab	1	

KIT LIST



Sr. No.	Kit Part No.	Kit Description	Consisting of Following Parts		
			Part No.	Description	Qty./Kit
1	36DS1001	Cyl.Head O Ring Kit	39239121 39128321	O Ring (Cover tappet) O ring	2 2
2	DK101327	Valve Kit	DK101052 DK101011	Valve Intake Valve Exhaust	1 1
3	DK101326	Valve Repair Kit	DK101247 DK101108 DK101110 DK101246	Retainer valve spring Spring valve inner Spring valve outer Seat valve spring	2 2 2 2
4	DK101330	Guide Chain Kit	DK101060 DK101059	Guide chain (Tight) Guide Chain (slack)	1 1
5	DK101328	Ring set piston	DK101049 DK101050 DK101051	Ring piston top Ring piston second Ring piston oil	1 1 1
6	36DK0007	Kit centrifugal oil filter	39220011 DH101234 39226701 DH101066 DH101067 39219908	Washer Gasket centrifugal oil filter Oval screw Join oil delivery Spring oil delivery Pin oil delivery joint	1 1 1 1 1 1
7	DK101334	Set Damper (cover magneto)	DK101191 DH101292 DH101294	Damper Cover Magneto Damper A Cover LH RR Damper B Cover LH RR	1 1 1
8	DK101333	Set of Plate (cover magneto)	DK101192 DH101293	Plate Damper Plate Damper Cover LH RR	1 1
9	36DK0011	Kit hardware engine mounting	39231204 39197015 39241304 DH161245	Bolt flange Nut flange Bolt flange U Nut	4 8 1 3
10	36DV0007	Bearing cone kit	DG181045 DG181046 DG181047 DG181005	Bearing cone Bearing race Upper bearing race Lower bearing race	1 1 1 1
11	36DK0012	Kit bush rear shock absorber	39071411 39071215 39073712	Plain washer Dome cap nut Spring washer	8 2 2
12	36DK0013	Kit hardware pillion	DJ161186 DH161061 30141031 39104011 39078408	Plait side pillion step Pin pillion set "O" ring Plain washer Split pin	2 2 2 2 2
13	36DK0040	Chain sprocket kit	DV101048 DK151010 DK151060	Sprocket drive Sprocket Chain	1 1 1

KIT LIST



	Kit Part No.	Kit Description	Consisting of Following Parts		
			Part No.	Description	Qty./Kit
14	36DK0019	Hardware holder kit LH	30191024 30191017 39021911 39072504	Screw Nut Plain washer Hex bolt	1 1 1 1
15	36DK0025	Outer tube kit	DK181021 DK1810 19 DK181017 DG181088	Dust seal Oil seal Guide bush Ring snap	1 1 1 1
16	36DK0021	Kit hardware mtg. bracket	DJ181029 DJ181036 39021111 39155304	Collar fearing mtg. Grommet fearing structure Plain washer Flange bolt	1 1 1 1
17	DK161185	Grommet kit for side cover	DH161158 DH161133	Grommet side cover front Grommet side cover rear	2 2
18	36DK0023	Kit hardware saree guard	DH161255 39078912 39008004 59040013 39029615 DH161144 DD221003	Bolt special Washer spring Bolt hexagaon Bolt hex socket Hexagaon nut Cap saree guard Plug	1 1 1 1 1 1 1
19	36DK0050	Starter Motor Repair Kit	DK111017 DK111019 DK111020	Brush Assly. kit 'O' Ring for Spigot Oil Seal for Yoke	1 1 1
20	36DK0051	Starter Motor Cover Kit	DK111014 DK111015	Drive end Bracket Bracket Rear end	1 1

[illegible][illegible]

[illegible][illegible]

PART INDEX

BAJAJ
Pulsar 220

Part No.	Figure No.	Page No.
22150451	2	32
24201168	9	60
28101174	15	13
30101014	11	13
30101236	25	16
30111041	20	2
30141032	11	50
30141036	6	50
30151082	4	40
30161157	2	35
30181025	6	46
30181026	5	46
30181028	13	46
30221010	*	62
31101106	11	1
31101106	17	14
31101108	5	11
31101173	4	6
31121006	9	5
31201079	6	60
35171033	15	31
36DK0007	12	6
36DK0011	4	29
36DK0012	3	31
36DK0013	5	33
36DK0019	12	44
36DK0021	11	55
36DK0023	5	63
36DK0033	1	63
36DK0040	9	40
36DK0052	27	45
36DS1001	3	1
36DS1001	12	2
36DV0007	5	30
39000701	5	22
39029215	14	31
39029215	7	33

Part No.	Figure No.	Page No.
39042215	10	35
39070501	5	59
39071111	4	34
39071601	13	55
39074011	16	31
39074011	8	50
39075201	7	13
39076101	4	26
39078111	24	41
39078615	25	41
39078708	3	35
39078708	1	37
39078708	26	41
39079415	19	41
39084001	14	37
39084001	2	50
39084001	6	53
39084914	25	14
39090012	13	37
39090012	5	53
39099906	10	15
39099906	4	17
39101321	19	14
39104119	3	15
39106204	25	9
39106901	6	33
39107404	3	17
39107504	9	1
39107504	16	2
39118415	11	44
39128321	6	2
39150711	3	60
39152401	14	55
39155104	11	61
39155604	7	51
39160701	3	51
39162011	9	7

PART INDEX

BAJAJ
Pulsar 220

Part No.	Figure No.	Page No.
39166005	2	2
39167204	3	7
39167204	5	21
39167304	13	4
39167404	9	2
39167404	11	7
39167404	9	18
39167404	2	25
39167404	3	26
39167704	20	14
39168004	16	27
39168004	7	30
39168004	5	34
39168004	10	59
39168606	8	7
39168606	4	25
39174104	8	33
39175904	19	2
39176511	4	22
39176904	2	39
39176904	8	42
39177304	14	59
39177802	11	57
39178001	12	20
39178001	17	20
39178301	11	59
39188020	11	19
39190204	6	24
39190204	14	26
39190701	8	55
39190701	13	57
39191824	16	58
39193120	6	6
39194304	19	45
39195604	2	57
39195604	4	60
39195704	2	57

Part No.	Figure No.	Page No.
39196704	10	29
39197015	6	56
39197215	6	59
39199020	22	16
39199715	6	40
39199819	11	11
39201719	5	3
39203804	17	41
39206004	13	35
39213217	5	5
39214124	5	55
39215220	5	7
39215704	7	29
39215811	2	8
39216011	9	8
39216511	3	6
39218006	8	12
39218106	18	2
39218106	2	5
39218106	11	12
39218304	2	6
39218520	10	13
39218819	4	13
39219019	12	13
39219421	6	25
39220011	17	19
39220307	8	6
39220804	9	17
39224120	2	37
39231004	13	29
39231004	29	41
39231004	6	42
39231004	3	63
39231004	8	63
39231104	14	29
39238104	3	50
39238315	18	11

PART INDEX



Part No.	Figure No.	Page No.
39241204	8	29
39242411	4	51
39244311	19	16
39244811	24	14
39245304	6	11
39245711	15	29
39247504	8	32
39248104	30	41
39248104	7	42
39254717	26	16
39255717	7	7
39258320	6	12
39260120	9	12
39260320	8	13
39260607	7	10
39260801	11	2
39263704	8	21
39263904	6	10
39264715	6	1
39266921	1	4
39268620	2	40
39268720	3	40
39275821	10	50
52DH0169	1	25
52DH0177	10	7
52DH0528	2	48
52DH0529	3	48
52DH0532	2	48
52DH0533	3	48
52DH0534	2	48
52DH0535	3	48
52JN0136	2	1
59010013	4	59
59020001	10	49
59020001	9	57
59020001	20	58
59040005	17	47

Part No.	Figure No.	Page No.
59040023	8	1
59040040	2	34
59040043	11	29
59050002	3	12
59050002	2	13
59110002	9	3
59200006	9	13
59200007	9	28
59200027	7	12
59210006	5	13
59210008	15	2
59210029	12	37
59210029	4	53
AL201012	16	61
AP101043	13	17
AP121064	6	22
BA122003	13	50
CS101128	14	4
DD101062	15	4
DD111012	10	26
DD121007	10	5
DD141022	7	50
DD201024	13	26
DE151008	6	37
DE151012	5	37
DE151037	6	39
DE151043	7	39
DE151043	13	42
DE151046	4	39
DE151047	5	39
DE151048	3	39
DE151051	9	39
DE151052	10	39
DE191010	5	38
DE191010	21	42
DE191011	4	38
DE191015	9	33

PART INDEX



Part No.	Figure No.	Page No.
DE191015	17	42
DE191020	10	33
DE191021	11	33
DE191023	12	33
DE191024	13	33
DE191025	14	33
DE191026	15	33
DE191028	14	38
DE191029	13	38
DE191030	10	38
DE191033	6	38
DE191035	15	38
DE191043	1	38
DF161102	9	35
DF181098	4	55
DF201043	*	62
DG101029	4	3
DG101339	3	43
DG101418	7	15
DG151005	4	37
DG151007	15	37
DG151007	23	41
DG151008	9	37
DG151008	21	41
DG151049	10	37
DG151049	22	41
DG171018	5	31
DG171019	7	31
DG171020	12	31
DG171021	11	31
DG171034	10	31
DG171038	2	31
DG181008	19	47
DG181034	17	38
DG181045	23	47
DG221010	*	62
DG221011	*	62

Part No.	Figure No.	Page No.
DG221040	*	62
DH101006	5	12
DH101048	8	4
DH101064	9	6
DH101065	11	6
DH101072	2	7
DH101079	4	8
DH101079	13	8
DH101084	8	8
DH101111	15	8
DH101113	6	26
DH101141	4	15
DH101142	5	15
DH101144	3	11
DH101146	3	10
DH101154	12	15
DH101163	16	28
DH101169	22	14
DH101172	7	28
DH101195	10	6
DH101197	2	15
DH101203	13	13
DH101235	5	8
DH101235	16	9
DH101246	14	13
DH101272	10	1
DH101275	2	18
DH101292	7	17
DH101293	11	17
DH101294	8	17
DH101319	19	9
DH101333	20	9
DH101336	11	8
DH101373	12	7
DH101381	19	27
DH101382	10	28
DH101385	27	14

PART INDEX



Part No.	Figure No.	Page No.
DH101385	5	28
DH101388	21	16
DH101389	14	28
DH101390	21	14
DH101392	11	4
DH101393	7	11
DH101394	10	11
DH101407	5	2
DH101412	7	4
DH101414	7	5
DH101425	13	7
DH101487	10	12
DH101493	4	10
DH101496	9	10
DH101503	8	11
DH101508	4	2
DH101510	20	16
DH101544	18	16
DH101581	4	28
DH101607	3	23
DH101608	2	23
DH101628	13	6
DH101648	15	19
DH101661	16	14
DH101705	1	11
DH101714	2	11
DH111012	10	2
DH111015	9	26
DH111016	17	27
DH121010	3	25
DH121011	14	15
DH121012	15	15
DH121020	3	22
DH121035	5	25
DH121038	8	2
DH121101	10	20
DH121106	7	2

Part No.	Figure No.	Page No.
DH141020	6	48
DH141023	5	51
DH141024	14	50
DH141031	2	51
DH141048	5	50
DH161046	3	24
DH161053	4	32
DH161066	7	35
DH161100	7	32
DH161112	2	30
DH161121	4	35
DH161145	5	35
DH161146	8	35
DH161189	2	29
DH161190	3	29
DH161194	5	32
DH161273	9	29
DH161283	2	54
DH161293	2	59
DH171019	8	31
DH171019	8	37
DH171019	8	40
DH181052	10	55
DH191007	13	44
DH191008	14	44
DH191017	25	45
DH201019	8	60
DH221005	*	62
DH73034K	4	48
DH73034L	4	48
DH73034M	4	48
DH73062V	2	48
DH73072V	3	48
DH73082V	4	48
DJ101063	24	9
DJ101064	4	23
DJ101133	6	7

PART INDEX



Part No.	Figure No.	Page No.
DJ101134	4	7
DJ101278	13	28
DJ101302	4	12
DJ101373	2	4
DJ121045	9	20
DJ121070	11	20
DJ141006	12	50
DJ141008	6	51
DJ151047	13	31
DJ151073	8	39
DJ151088	10	40
DJ161067	15	26
DJ161069	8	34
DJ161069	14	49
DJ161072	8	59
DJ161079	9	63
DJ161080	10	63
DJ161122	18	33
DJ161126	1	32
DJ161127	3	32
DJ161128	3	33
DJ161129	4	33
DJ161132	8	30
DJ161133	9	30
DJ161228	12	17
DJ161229	12	57
DJ161247	10	60
DJ161269	14	35
DJ161270	15	35
DJ181065	12	55
DJ181065	13	61
DJ181120	2	55
DJ191006	3	38
DJ191028	7	38
DJ191029	8	38
DJ191030	9	38
DJ191032	11	38

Part No.	Figure No.	Page No.
DJ191055	9	44
DJ191056	26	42
DJ191058	27	42
DJ191069	8	44
DJ201020	14	61
DJ201021	23	14
DJ201100	12	38
DJ201106	11	35
DJ201125	9	60
DJ201159	2	52
DJ201182	3	52
DJ201206	3	56
DJ201207	4	56
DJ201208	1	56
DJ201209	2	56
DJ221007	*	62
DJ221012	*	62
DJ221013	*	62
DK101003	3	2
DK101063	1	5
DK101064	10	4
DK101065	1	6
DK101072	13	19
DK101092	3	5
DK101094	3	13
DK101097	6	13
DK101102	6	8
DK101103	3	8
DK101105	12	8
DK101106	14	8
DK101118	17	9
DK101126	14	19
DK101135	10	10
DK101144	10	8
DK101159	1	10
DK101160	2	10
DK101176	6	28

PART INDEX

Part No.	Figure No.	Page No.
DK101177	16	11
DK101177	7	43
DK101180	13	11
DK101180	8	43
DK101182	4	11
DK101184	17	11
DK101184	2	43
DK101185	14	11
DK101185	5	43
DK101186	15	11
DK101186	4	43
DK101187	12	11
DK101187	6	43
DK101191	6	17
DK101192	29	16
DK101192	10	17
DK101225	2	21
DK101236	9	21
DK101237	10	21
DK101241	14	6
DK101245	21	9
DK101248	7	6
DK101251	6	15
DK101252	11	15
DK101253	9	11
DK101279	16	21
DK101284	18	27
DK101326	6	3
DK101327	7	3
DK101328	4	5
DK101330	5	4
DK101340	3	21
DK101352	22	9
DK101360	27	16
DK101361	8	10
DK101362	5	10
DK101380	18	14

Part No.	Figure No.	Page No.
DK101382	5	10
DK101385	1	13
DK101386	9	4
DK101416	1	7
DK101449	24	16
DK101469	23	16
DK101469	28	16
DK101471	1	8
DK101475	5	23
DK101480	13	15
DK101482	1	23
DK101503	17	2
DK101560	1	18
DK101561	14	6
DK101563	3	18
DK101564	4	18
DK101565	7	18
DK101566	6	18
DK101567	6	18
DK101568	6	18
DK101569	5	18
DK101570	18	19
DK101571	19	19
DK101572	8	18
DK101573	12	19
DK101574	10	18
DK101577	26	14
DK101581	1	13
DK101589	1	17
DK101592	8	5
DK101595	1	28
DK101596	15	28
DK101605	2	28
DK101607	1	1
DK101607	1	2
DK101610	7	23
DK101613	1	12

PART INDEX

Part No.	Figure No.	Page No.
DK101625	6	5
DK101630	6	21
DK101631	7	21
DK101632	7	8
DK101633	18	9
DK101634	1	21
DK101635	13	21
DK101636	16	19
DK101647	1	23
DK111028	5	26
DK111040	7	22
DK111073	11	26
DK121008	9	22
DK121009	2	22
DK121015	8	22
DK121022	10	22
DK121038	1	22
DK121040	2	20
DK121041	3	20
DK121042	4	20
DK121043	5	20
DK121044	6	20
DK121045	7	20
DK121046	8	20
DK121047	13	20
DK121048	14	20
DK121050	16	20
DK121051	18	20
DK141001	4	50
DK141014	1	50
DK141015	11	49
DK151008	16	37
DK151009	7	40
DK151012	16	41
DK151013	12	40
DK151014	18	41
DK151015	13	40

Part No.	Figure No.	Page No.
DK151017	20	41
DK151022	5	40
DK151024	1	40
DK151026	5	36
DK151027	7	37
DK151028	3	37
DK151031	2	42
DK151032	3	42
DK151033	4	42
DK151034	5	42
DK151036	27	41
DK151038	12	42
DK151038	28	42
DK151039	2	36
DK151040	4	36
DK151041	9	42
DK151042	17	33
DK151042	15	42
DK151043	16	33
DK151043	16	42
DK151045	18	42
DK151046	10	43
DK151050	3	36
DK151052	28	41
DK151052	14	42
DK151053	11	37
DK151054	1	39
DK151057	2	38
DK151059	1	42
DK151063	19	42
DK151066	11	42
DK151067	10	42
DK151069	20	42
DK151070	22	42
DK151071	23	42
DK151072	24	42
DK151073	25	42

PART INDEX



Part No.	Figure No.	Page No.
DK161069	3	55
DK161070	6	57
Dk161071	7	57
DK161073	8	57
DK161073	10	57
DK161077	15	57
DK161078	1	57
DK161081	3	57
DK161082	4	57
DK161085	6	34
DK161086	3	34
DK161096	1	29
DK161098	1	34
DK161122	1	35
DK161123	8	49
DK161124	9	49
DK161125	24	58
DK161126	5	57
DK161137	1	33
DK161138	2	33
DK161147	6	63
DK161148	7	63
DK161152	23	58
DK161153	3	59
DK161159	5	29
DK161160	6	29
DK161161	12	29
DK161164	15	59
DK161176	14	57
DK161176	4	63
DK161185	1	51
DK161186	14	21
DK161187	15	21
DK161188	11	21
DK161189	12	21
DK161199	1	54
DK161208	15	49

Part No.	Figure No.	Page No.
DK161208	7	55
DK161210	18	49
DK161210	22	58
DK161217	6	63
DK161218	7	63
DK161222	16	29
DK161223	17	29
DK161242	13	49
DK161243	13	49
DK161244	13	49
DK161245	13	49
DK171003	9	31
DK171006	6	31
DK171011	4	31
DK171014	1	31
DK181011	9	46
DK181013	28	47
DK181017	27	47
DK181018	16	47
DK181019	2	46
DK181022	11	46
DK181023	12	46
DK181024	24	47
DK181025	25	47
DK181026	26	47
DK181027	1	44
DK181027	18	47
DK181029	22	45
DK181030	2	44
DK181032	3	44
DK181033	23	45
DK181036	21	45
DK181037	18	38
DK181039	4	44
DK181043	16	44
DK181044	5	44
DK181048	19	38

PART INDEX



Part No.	Figure No.	Page No.
DK181048	15	46
DK181049	16	38
DK181050	6	30
DK181051	10	30
DK181056	3	46
DK181057	4	46
DK181058	17	44
DK181059	4	44
DK181060	2	44
DK181062	3	44
DK181063	1	44
DK181070	8	46
DK181071	14	46
DK181072	1	46
DK181073	10	46
DK181074	19	49
DK181074	21	58
DK181075	3	30
DK181076	4	30
DK191012	1	43
DK191013	9	43
DK191014	7	60
DK201001	12	26
DK201003	1	59
DK201028	15	61
DK201037	1	60
DK201038	2	60
DK201039	26	45
DK201039	7	56
DK201043	15	55
DK201044	9	55
DK201056	1	55
DK201065	9	50
DK201076	24	45
DK201078	12	61
DK201081	18	61
DK201082	5	60

Part No.	Figure No.	Page No.
DK201083	20	45
DK201086	17	61
DK201098	3	53
DK201117	16	55
DK211001	1	24
DK211004	4	24
DK211008	5	24
DK221001	19	58
DK221011	1	62
DK221014	17	58
DK221015	18	58
DK221024	2	62
DK71032V	1	48
DK71034K	1	48
DK71034L	1	48
DK71034M	1	48
DK74012V	7	49
DK74014K	7	49
DK74014L	7	49
DK74014M	7	49
DK74032V	5	48
DK74034K	5	48
DK74034L	5	48
DK74034M	5	48
DK902627	6	23
DL181010	6	55
DL191014	10	44
DP161144	12	59
DP161145	9	59
DS101084	7	1
DS101096	5	1
DS101152	17	15
DS101154	5	6
DS101166	4	1
DS101215	8	15
DS101271	16	15
DS101276	6	4

